
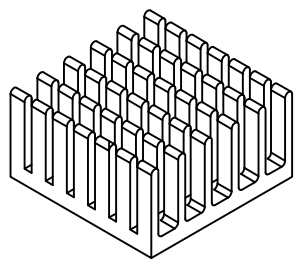
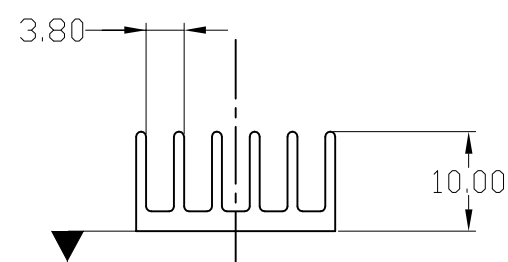
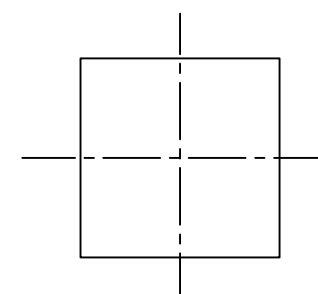
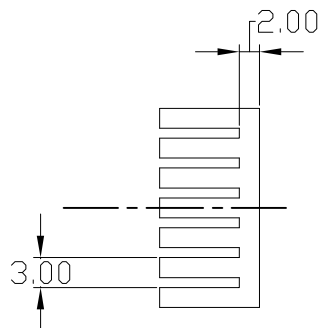
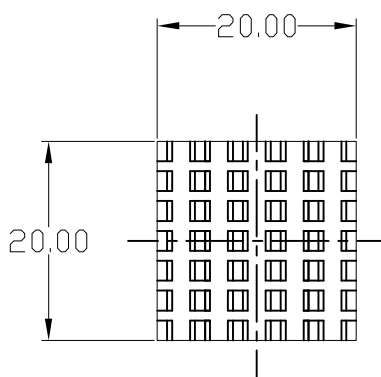



NOTICE - PROPRIETARY INFORMATION
 THE DESIGN AND RELATED INFORMATION CONTAINED HEREIN IS THE SOLE PROPERTY OF COFAN INC. THE DISCLOSURE OF THIS INFORMATION DOES NOT CONSTITUTE THE RELEASE OF ANY PROPRIETARY RIGHTS THEREIN. PERMISSION TO REPRODUCE THIS INFORMATION OR THE PRODUCTS DISCLOSED HEREIN MUST BE OBTAINED IN WRITING FROM COFAN INC.


REVISION HISTORY					
REV	DESCRIPTION	DRWN	CHK'D	APP'VD	DATE
---	SEE SHEET 1	---	---	---	---

- NOTES:
1. MATERIAL: AL 6063-T5.
 2. FINISH: BLACK ANODIZE.
 3. BREAK ALL SHARP EDGES AND CORNERS.
 4. ALL DIMENSIONS ARE TOLERANCED BY THE DECIMAL PLACE ON THE DRAWING AND IN THE TITLE BLOCK UNLESS NOTED ON THE DRAWING BY A SEPARATE TOLERANCE CALLOUT.
 5.  IS CRITICAL INSPECTION POINT. NUMBERING IN TRIANGLES IS TO BE USED FOR CROSS REFERENCE OF INSPECTION REPORT TO DRAWING DIMENSION OR FEATURE.



RoHS
 Compliant
 2002/95/EC

 0.1

DO NOT SCALE DRAWING UNLESS OTHERWISE SPECIFIED DIMENSIONS ARE IN MILLIMETRE TOLERANCES ARE: 1 PLACE .X ± 0.4 2 PLACE .XX ± 0.25 3 PLACE .XXX ± 0.13 ANGLES EXCEPT 90° ± 0.5° MAXIMUM SURFACE ROUGHNESS 6.3√	MATERIAL: 1	CUSTOMER DRAWING NUMBER: ----	 46177 Warn Springs Blvd, Fremont, CA 94539		
	FINISH: 2	CUSTOMER PART NUMBER:	NAME: HEAT SINK, 20x20x10 MM		
	DRAWN BY: Long	COFAN DRAWING NUMBER: 20-4105	SCALE: 1:1	CUS REV: 01	COF REV: 01
	APPR BY: IVANC	COFAN PART NUMBER: 20-4105	SHEET: 1 OF 1	DATE DRAWN: Aug-4-2006	