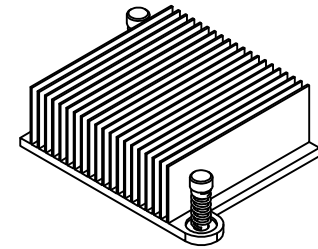
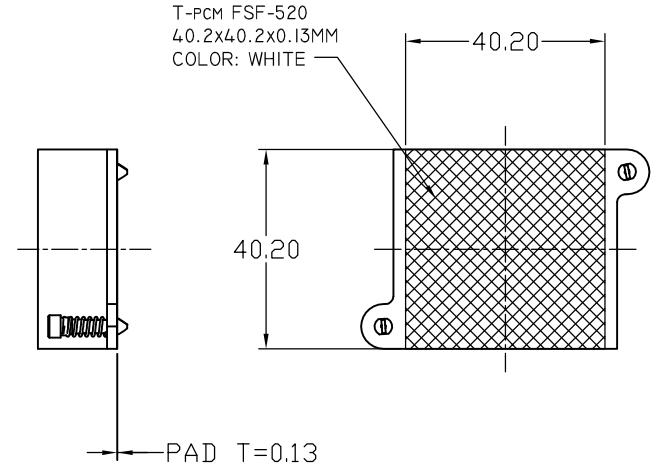
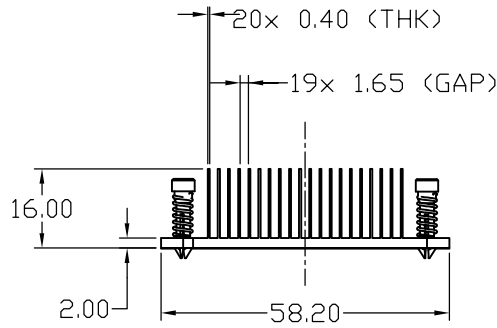
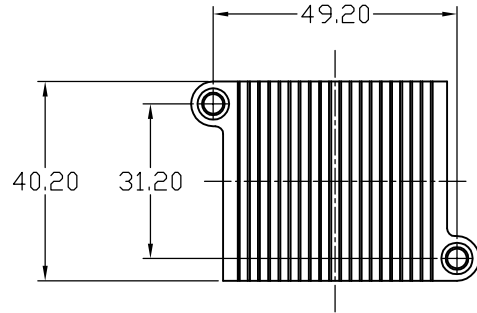
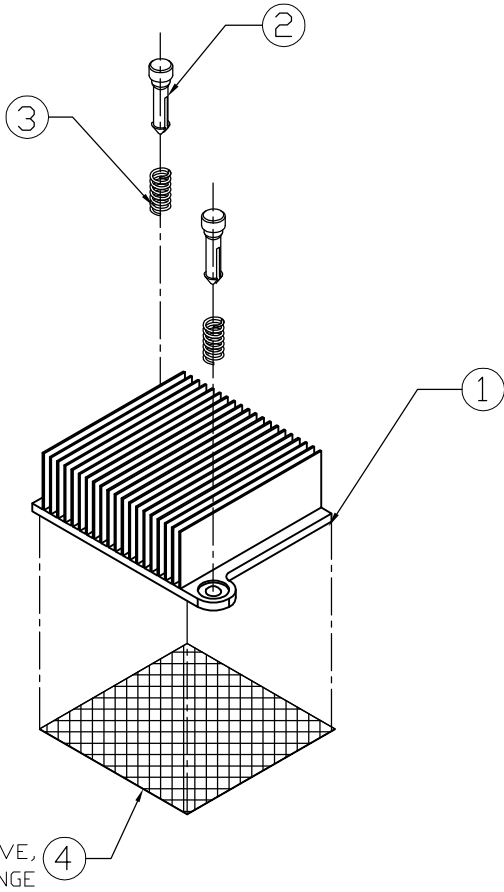


NOTICE - PROPRIETARY INFORMATION
 THE DESIGN AND RELATED INFORMATION CONTAINED HEREIN
 IS THE SOLE PROPERTY OF COFAN USA, INC. THE DISCLOSURE
 OF THIS INFORMATION DOES NOT CONSTITUTE THE RELEASE OF
 ANY PROPRIETARY RIGHTS THEREIN. PERMISSION TO REPRODUCE
 THIS INFORMATION OR THE PRODUCTS DISCLOSED HEREIN
 MUST BE OBTAINED IN WRITING FROM COFAN USA INC.

RoHS
 Compliant
 2002/95/EC

REVISION HISTORY					
REV	DESCRIPTION	DRWN	CHK'D	APP'VD	DATE
01	INITIAL RELEASE	Long			Sep-14-07
02	CHANGE HEAT SINK'S RIGHT ANGLE TO R1.59MM	Long	IVANC		Dec-19-07



④	PAD	70-1150	01	T-PCM FSF-52 (T=0.13mm)/ Color white.	1
③	SPRING	50-1008	01	MUSIC WIRE, Ø0.51 WIRE,/ NICKEL PLATE,	2
②	PIN	50-1016	01	BRASS, 360, FREE MACHINING/ PASSIVATE	2
①	HEAT SINK	20-3085	01	AL 6061-T6/ CLEAR CHROMATE,	1
ITEM	ITEM NAME	COFAN P/N	REV	DESCRIPTION	QTY

DO NOT SCALE DRAWING
 UNLESS OTHERWISE SPECIFIED
 DIMENSIONS ARE IN MILLIMETRE
 TOLERANCES ARE:
 1 PLACE .X ± 0.3
 2 PLACE .XX ± 0.2
 3 PLACE .XXX ± 0.13
 ANGLES EXCEPT 90° ± 0.5°
 MAXIMUM SURFACE ROUGHNESS 64√

NAME:	DATE:	CUSTOMER DRAWING NUMBER:	COFAN USA		
DRAWN BY: Long	Dec-19-07	----	46177 WARM SPRING BLVD FRENONT CA 94539		
CHECKED BY: IVANC	01-12-11	CUSTOMER PART NUMBER: ----	NAME: Heat Sink Assembly		
CHECKED BY:		COFAN DRAWING NUMBER: 30-1719	SCALE: 1:1	CUS REV: A	COF REV: 02
APPR BY:		COFAN PART NUMBER: 30-1719	SHEET: 1 OF 1	DATE DRAWN: Dec-19-2007	