
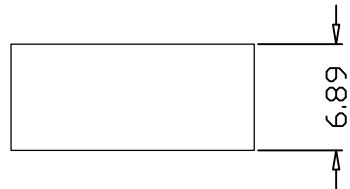
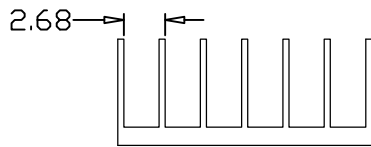

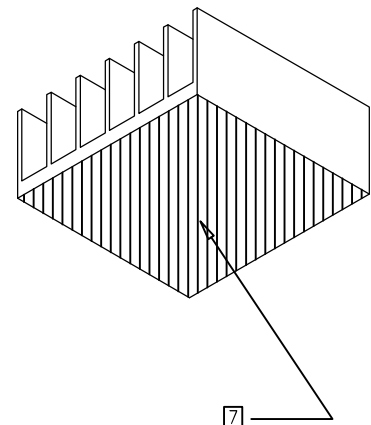
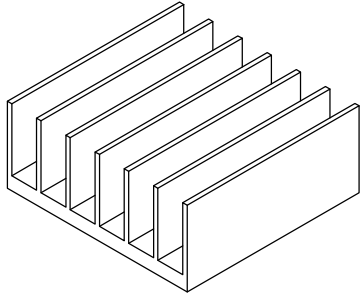


NOTICE - PROPRIETARY INFORMATION  
 THE DESIGN AND RELATED INFORMATION CONTAINED HEREIN  
 IS THE SOLE PROPERTY OF COFAN USA INC. THE DISCLOSURE  
 OF THIS INFORMATION DOES NOT CONSTITUTE THE RELEASE OF  
 ANY PROPRIETARY RIGHTS THEREIN. PERMISSION TO REPRODUCE  
 THIS INFORMATION OR THE PRODUCTS DISCLOSED HEREIN  
 MUST BE OBTAINED IN WRITING FROM COFAN USA INC.

REVISION HISTORY					
REV	DESCRIPTION	DRWN	CHK'D	APPVD	DATE
-	-	-	-	-	-

NOTES:

- 1. MATERIAL: AL 6063-T5
- 2. FINISH: BLACK ANODIZE
- 3. DEBURR AND BREAK ALL SHARP EDGES..
- 4.  $\triangle$  IS CRITICAL INSPECTION POINT. NUMBERING IN TRIANGLE IS TO BE USED FOR CROSS REFERENCE OF INSPECTION REPORT TO DRAWING DIMENSION OR FEATURE.
- 5. ALL DIMENSIONS TO INCLUDE APPLICABLE FINISH.
- 6. PART GROSS WEIGHT: 1.5 g/pcs.
- 7. APPLY THERMAL INTERFACE MATERIAL BERGQUIST BOND-PLY 100 .127MM (.005") THICK.



<b>DO NOT SCALE DRAWING</b> UNLESS OTHERWISE SPECIFIED DIMENSIONS ARE IN MILLIMETRE TOLERANCES ARE: 1 PLACE .X $\pm 0.40$ 2 PLACE .XX $\pm 0.25$ 3 PLACE .XXX $\pm 0.13$ ANGLES EXCEPT 90° $\pm 0.5^\circ$ MAXIMUM SURFACE ROUGHNESS $6.3 \sqrt{\text{ }}$	NAME:	DATE:	CUSTOMER DRAWING NUMBER:	 46177 WARM SPRINGS BLVD FREMONT CA 94539			
	DRAWN BY:	DAN	09/18/03	CUSTOMER PART NUMBER:	NAME: Heatsink + Pad, 16.5x15.8x6.9 MM		
	CHECKED BY:	IVAN	10/20/10	CUSTOMER PART NUMBER:	SCALE:	CUS REV:	COF REV:
	CHECKED BY:			30-2594	NONE	01	01
APPR BY:			COFAN PART NUMBER:	SHEET:	DATE DRAWN:		
			30-2594	1 OF 1	Sept-18-2003		

RoHS  
 COMPLIANT  
 2002/95/EC