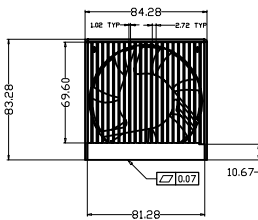
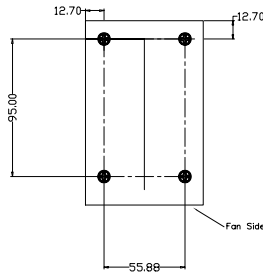
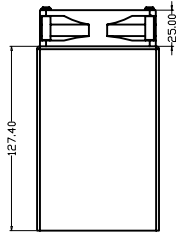
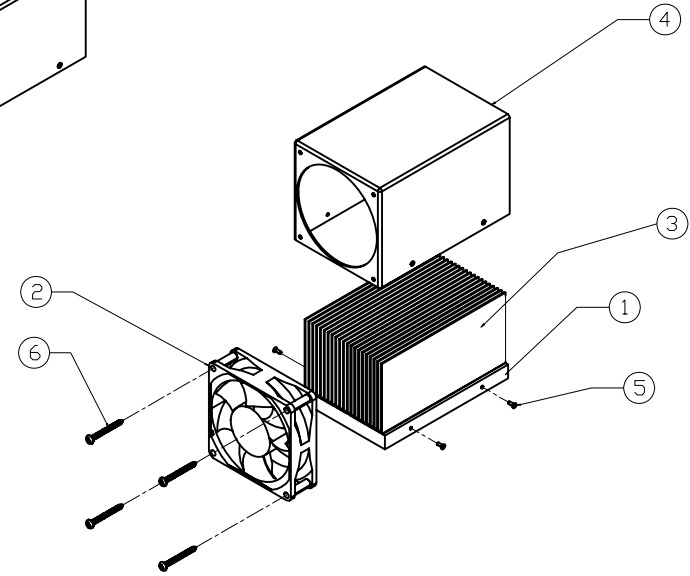
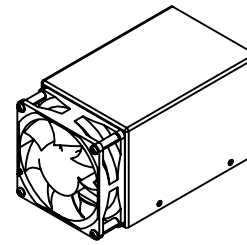


NOTICE - PROPRIETARY INFORMATION  
 THE DESIGN AND RELATED INFORMATION CONTAINED HEREIN  
 IS THE SOLE PROPERTY OF COFAN INC. THE DISCLOSURE  
 OF THIS INFORMATION DOES NOT CONSTITUTE THE RELEASE OF  
 ANY PROPRIETARY RIGHTS THEREIN. PERMISSION TO REPRODUCE  
 THIS INFORMATION OR THE PRODUCTS DISCLOSED HEREIN  
 MUST BE OBTAINED IN WRITING FROM COFAN, INC.

- NOTES?  
 1. MATERIAL? ----  
 2. FINISH? ----  
 3. DEBURR AND BREAK ALL SHARP EDGES.  
 4. IS CRITICAL INSPECTION POINT. NUMBERING IN TRIANGLE IS TO BE USED FOR  
 CROSS REFERENCE OF INSPECTION REPORT TO DRAWING DIMENSION OR FEATURE.  
 5. ALL DIMENSIONS TO INCLUDE APPLICABLE FINISH.  
 6. PART GROSS WEIGHT: XXX g/pcs.



REVISION HISTORY					
REV	DESCRIPTION	DRWN	CHK'D	APPVD	DATE
-	-	-	-	-	-



ITEM	DESCRIPTION	COFAN P/N	Material/Plating	QTY
⑥	FAN SCREW	30-1612-05 Rev 01	STEEL / BLACK ZINC PLATE / M3X 32.0mm / RoHS	4
⑤	COVER SCREW	30-1625-04 Rev 01	STAINLESS STEEL / PASSIVATE / M2X 5.0mm / RoHS	4
④	COVER	30-1625-03 Rev 01	AL 6061-T6/ RoHS/ NICKEL PLATE	1
③	HEATSINK FINS	30-1625-02 Rev 01	AL 6063-T5/ NICKEL PLATE/ RoHS	21
②	FAN	F-8025FH24BI	80x80x25mm / RoHS / 12V, 2 Ball, 4500 RPM, 66.22 CFM, .237"	1
①	HEATSINK BASE	30-1625-01 Rev 01	AL 6063-T5/ NICKEL PLATE/ RoHS	1

<b>DO NOT SCALE DRAWING</b>		NAME:	DATE:	CUSTOMER DRAWING NUMBER:	46177 WARM SPRINGS BLVD FREMONT CA 94539		
UNLESS OTHERWISE SPECIFIED DIMENSIONS ARE IN MILLIMETRE TOLERANCES ARE:		DRAWN BY:	Jun	06/28/07	CUSTOMER PART NUMBER:	NAME:	
1 PLACE .X	± 0.25	CHECKED BY:			[-----]		
2 PLACE .XX	± 0.13	CHECKED BY:			[-----]		
3 PLACE .XXX	± 0.08	CHECKED BY:			COFAN DRAWING NUMBER:	SCALE:	CUS REV:
ANGLES EXCEPT 90°	± 0.5°	CHECKED BY:			30-1625	NONE	01
MAXIMUM SURFACE ROUGHNESS	6.4	APPR BY:			COFAN PART NUMBER:	SHEET:	DATE DRAWN:
					30-1625	2 OF 2	June-28-2007

RoHS  
 COMPLIANT  
 2002/95/EC