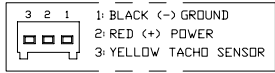
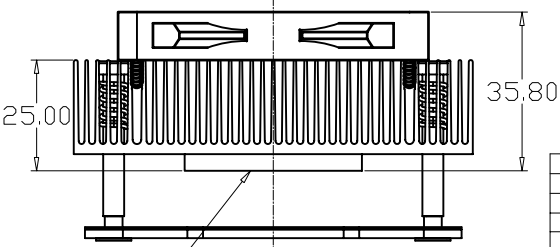
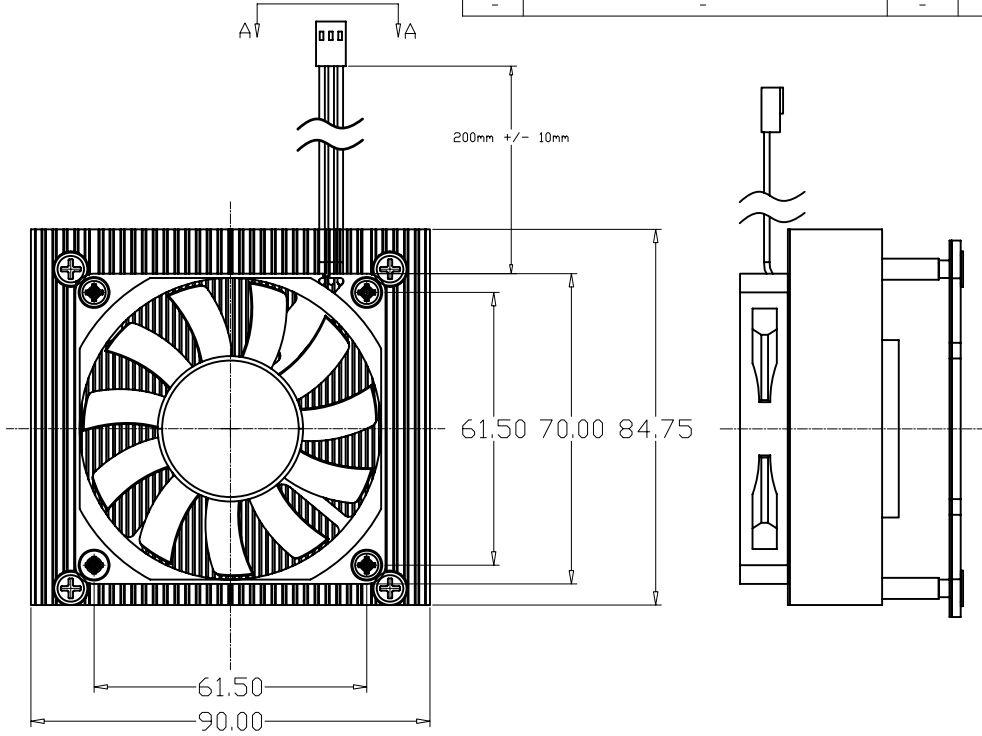
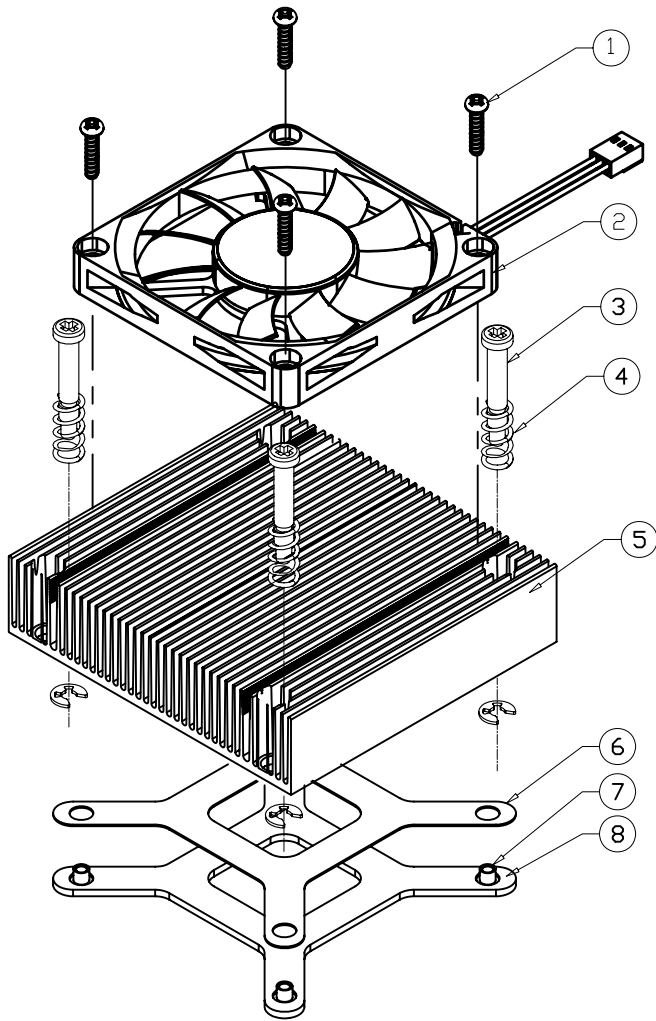


NOTICE - PROPRIETARY INFORMATION  
 THE DESIGN AND RELATED INFORMATION CONTAINED HEREIN IS THE SOLE PROPERTY OF COFAN USA INC. THE DISCLOSURE OF THIS INFORMATION DOES NOT CONSTITUTE THE RELEASE OF ANY PROPRIETARY RIGHTS THEREIN. PERMISSION TO REPRODUCE THIS INFORMATION OR THE PRODUCTS DISCLOSED HEREIN MUST BE OBTAINED IN WRITING FROM COFAN USA INC.



A-A



REVISION HISTORY					
REV	DESCRIPTION	DRWN	CHK'D	APPVD	DATE
-	-	-	-	-	-

ITEM	DESCRIPTION	COFAN P/N	REV	Material/Plating	QTY
⑨	THERMAL TAPE	70-1077	01	PHASE CHANGE TAPE, T-PCMS85, 25x25x13mm	1
⑧	BACKING PLATE	20-1573	01	300 Series Stainless Steel/No Plating - Degrease Only	1
⑦	M3 PEM	50-1252	01	SUS316 Stainless Steel/No Plating - Degrease Only	4
⑥	INSULATION	50-1222	01	0.5mm 3M TAPE	1
⑤	HEAT SINK	20-3059	01	Aluminum 6063-T5	1
④	SPRING	50-1005	01	Spring Steel/Music Wire/AMS 5112/ASTM A228/No Plating	4
③	SCREW & CLIP	60-1121	01	300 Series Stainless Steel/No Plating - Degrease Only	4
②	F-7010H12B-02	-----	A	FAN,70x10mm,2EV,286(L)H Speed,3 Wire, Tech.Conn, RoHS, 200mm, Gold DA Pins	1
①	FAN SCREW	60-1019	01	Screw,Phillips Pan Head, M3x16 Point	4

DO NOT SCALE DRAWING UNLESS OTHERWISE SPECIFIED DIMENSIONS ARE IN MILLIMETRE TOLERANCES ARE:		NAME:	DATE:	CUSTOMER DRAWING NUMBER:	 46177 WARM SPRINGS BLVD FREMONT CA 94539		
1 PLACE .X	± 0.25	DRAWN BY:	Jun.W 08/16/07	775_ASSM	NAME: HEAT SINK ASSY, 775		
2 PLACE .XX	± 0.13	CHECKED BY:		775_ASSM	SCALE:	CUS REV:	COF REV:
3 PLACE .XXX	± 0.08	CHECKED BY:		30-1678	NONE	01	01
ANGLES EXCEPT 90°	± 0.5°	APPR BY:		30-1678	SHEET:	DATE DRAWN:	
MAXIMUM SURFACE ROUGHNESS	6.4				1 OF 1	Aug-16-2007	

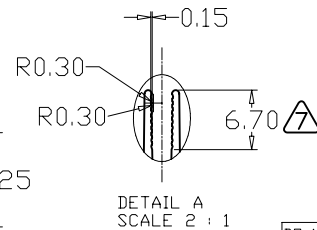
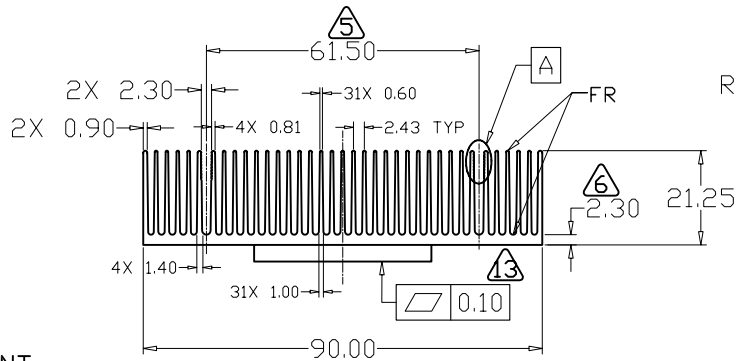
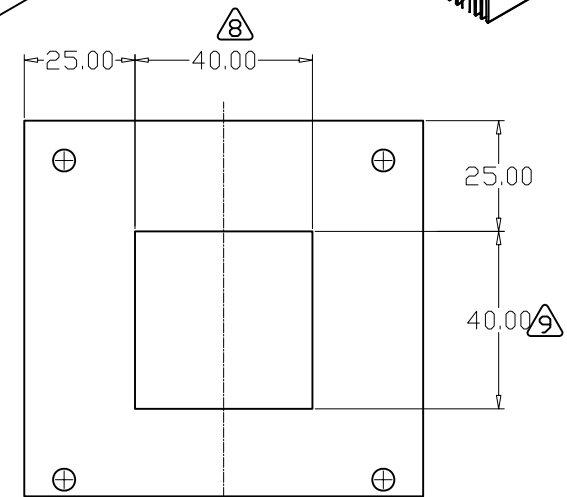
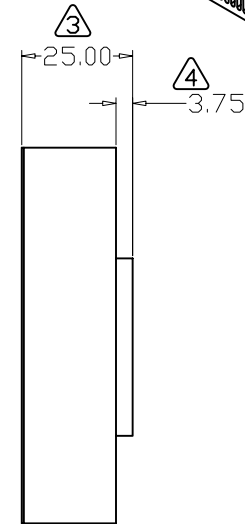
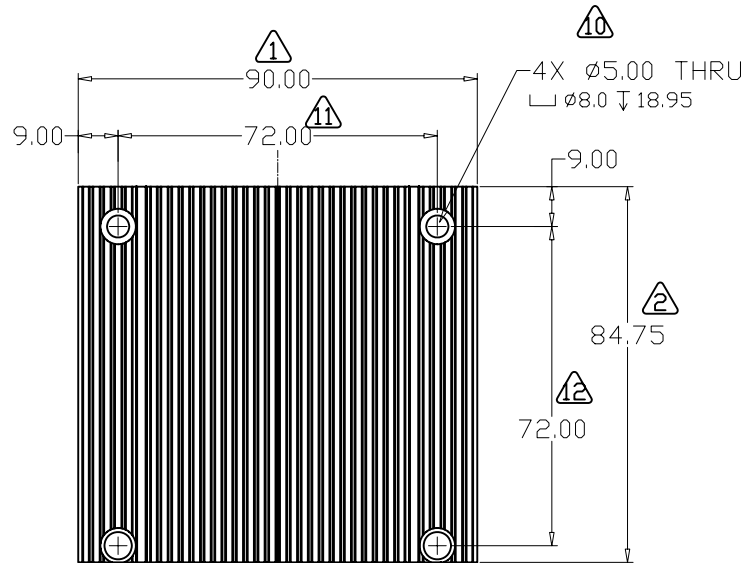
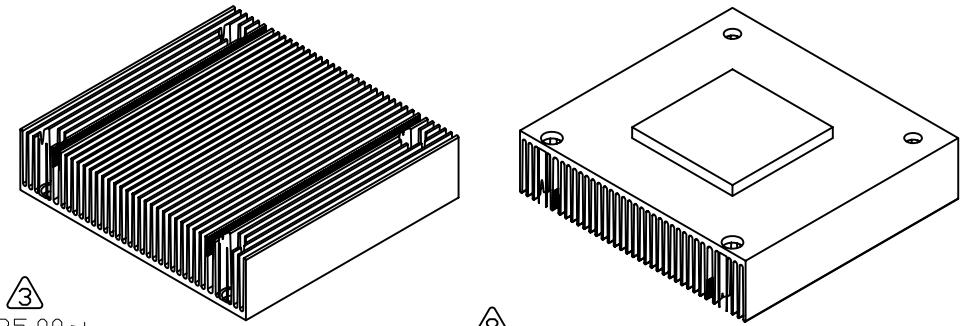
RoHS  
 COMPLIANT  
 2002/95/EC

NOTICE - PROPRIETARY INFORMATION  
 THE DESIGN AND RELATED INFORMATION CONTAINED HEREIN  
 IS THE SOLE PROPERTY OF COFAN USA INC. THE DISCLOSURE  
 OF THIS INFORMATION DOES NOT CONSTITUTE THE RELEASE OF  
 ANY PROPRIETARY RIGHTS THEREIN. PERMISSION TO REPRODUCE  
 THIS INFORMATION OR THE PRODUCTS DISCLOSED HEREIN  
 MUST BE OBTAINED IN WRITING FROM COFAN USA INC.

NOTES:

1. MATERIAL: AL 6061.
2. FINISH: BLACK ANODIZED.
3. DEBURR AND BREAK ALL SHARP EDGES..
4.  $\triangle$  IS CRITICAL INSPECTION POINT. NUMBERING IN TRIANGLE IS TO BE USED FOR CROSS REFERENCE OF INSPECTION REPORT TO DRAWING DIMENSION OR FEATURE.
5. ALL DIMENSIONS TO INCLUDE APPLICABLE FINISH.
6. PART GROSS WEIGHT: 196 g/PCS.

REVISION HISTORY					
REV	DESCRIPTION	DRWN	CHK'D	APPVD	DATE
-	-	-	-	-	-



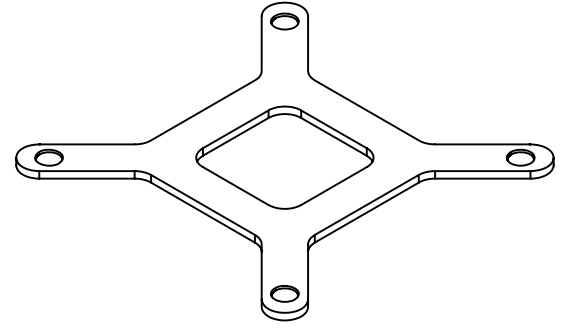
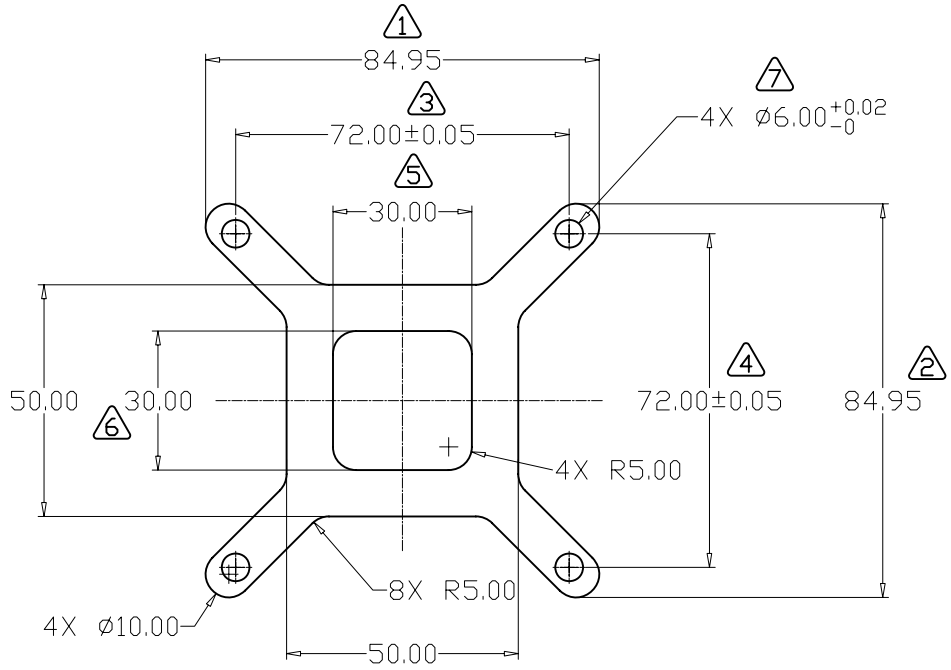
RoHS  
 COMPLIANT  
 2002/95/EC

DO NOT SCALE DRAWING UNLESS OTHERWISE SPECIFIED DIMENSIONS ARE IN MILLIMETRE TOLERANCES ARE: 1 PLACE .X ± 0.25 2 PLACE .XX ± 0.13 3 PLACE .XXX ± 0.08 ANGLES EXCEPT 90° ± 0.5° MAXIMUM SURFACE ROUGHNESS 6.4	NAME:	DATE:	CUSTOMER DRAWING NUMBER:	 46177 WARM SPRINGS BLVD FREMONT CA 94539		
	DRAWN BY: Jun.W	08/16/07	[----]	NAME: HEAT SINK		
	CHECKED BY:		775-1	SCALE: NONE	CUS REV: 01	COF REV: 01
	CHECKED BY:		20-3059	SHEET: 1 OF 1	DATE DRAWN: Aug-16-2007	
APPR BY:		20-3059	CUSTOMER PART NUMBER: 775-1			

NOTICE - PROPRIETARY INFORMATION  
 THE DESIGN AND RELATED INFORMATION CONTAINED HEREIN  
 IS THE SOLE PROPERTY OF COFAN INC. THE DISCLOSURE  
 OF THIS INFORMATION DOES NOT CONSTITUTE THE RELEASE OF  
 ANY PROPRIETARY RIGHTS THEREIN. PERMISSION TO REPRODUCE  
 THIS INFORMATION OR THE PRODUCTS DISCLOSED HEREIN  
 MUST BE OBTAINED IN WRITING FROM COFAN INC.

REVISION HISTORY					
REV	DESCRIPTION	DRWN	CHK'D	APP'VD	DATE
05	Change $\phi 4.00$ tolerance to $+0./-0.05\text{mm}$	Ajie	---	---	Feb-21-06

- NOTES:
- 1 MATERIAL: 0.5mm 3M TAPE
  - 2 FINISH: NONE
  - 3 THE STANDOFF MUST BE TIGHT IN PLATE EVEN DURING SHIPPING,  
ALL STANDOFFS CAN'T BE ANY LOOSEN.



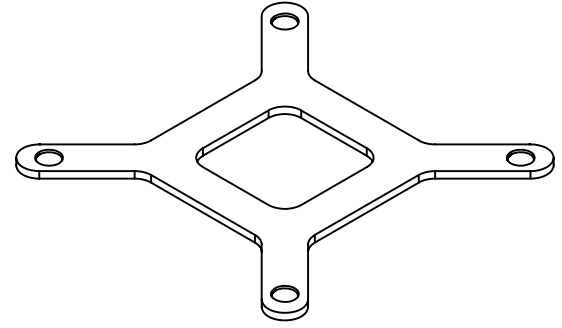
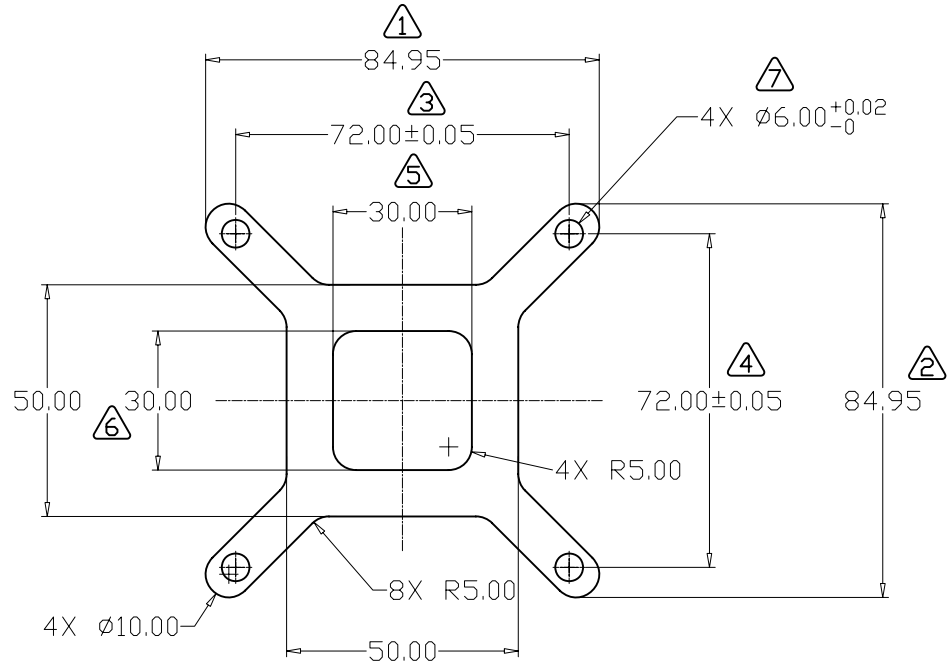
RoHS  
 Compliant  
 2002/95/EC

DO NOT SCALE DRAWING UNLESS OTHERWISE SPECIFIED DIMENSIONS ARE IN MILLIMETRE TOLERANCES ARE: 1 PLACE .X $\pm 0.4$ 2 PLACE .XX $\pm 0.20$ 3 PLACE .XXX $\pm 0.06$ ANGLES EXCEPT 90° $\pm 1^\circ$ MAXIMUM SURFACE ROUGHNESS $3.2 \sqrt{\quad}$	MATERIAL: 1	CUSTOMER DRAWING NUMBER: -----	COFAN USA 1400 FULTON PL. UNIT A FREMONT CA 94539		
	FINISH: 2	CUSTOMER PART NUMBER: -----	NAME: INSULATION		
	DRAWN BY: Jun	COFAN DRAWING NUMBER: 50-1222	SCALE: 1:1	CUS REV: -	COF REV: 01
	APPR BY:	COFAN PART NUMBER: 50-1222	SHEET: 1 OF 1	DATE DRAWN: May-09-2006	

NOTICE - PROPRIETARY INFORMATION  
 THE DESIGN AND RELATED INFORMATION CONTAINED HEREIN  
 IS THE SOLE PROPERTY OF COFAN INC. THE DISCLOSURE  
 OF THIS INFORMATION DOES NOT CONSTITUTE THE RELEASE OF  
 ANY PROPRIETARY RIGHTS THEREIN. PERMISSION TO REPRODUCE  
 THIS INFORMATION OR THE PRODUCTS DISCLOSED HEREIN  
 MUST BE OBTAINED IN WRITING FROM COFAN INC.

REVISION HISTORY					
REV	DESCRIPTION	DRWN	CHK'D	APP'VD	DATE
05	Change $\phi 4.00$ tolerance to $\pm 0./-0.05\text{mm}$	Ajje	---	---	Feb-21-06

- NOTES:
- 1 MATERIAL: STAINLESS STEEL
  - 2 FINISH: DEGREASE
  3. THE STANDOFF MUST BE TIGHT IN PLATE EVEN DURING SHIPPING,  
ALL STANDOFFS CAN'T BE ANY LOOSEN.
  4. THE PULL/PUSH TEST ABOUT ASSEMBLED TO THE  
CORROSION RESISTANT PLATE IS 30KG.



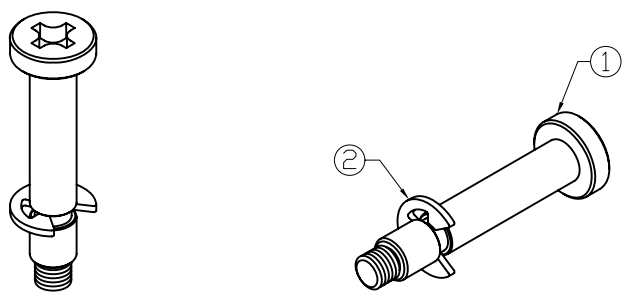
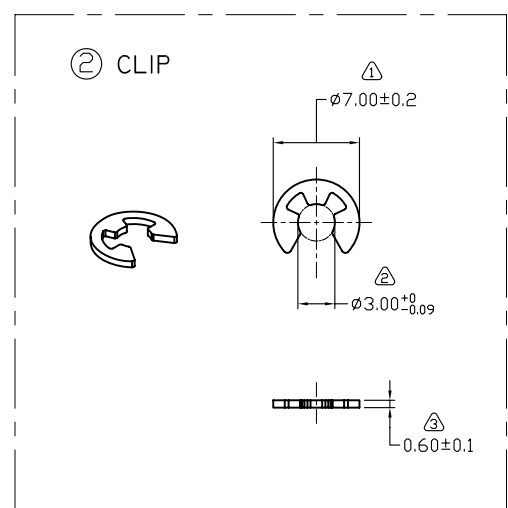
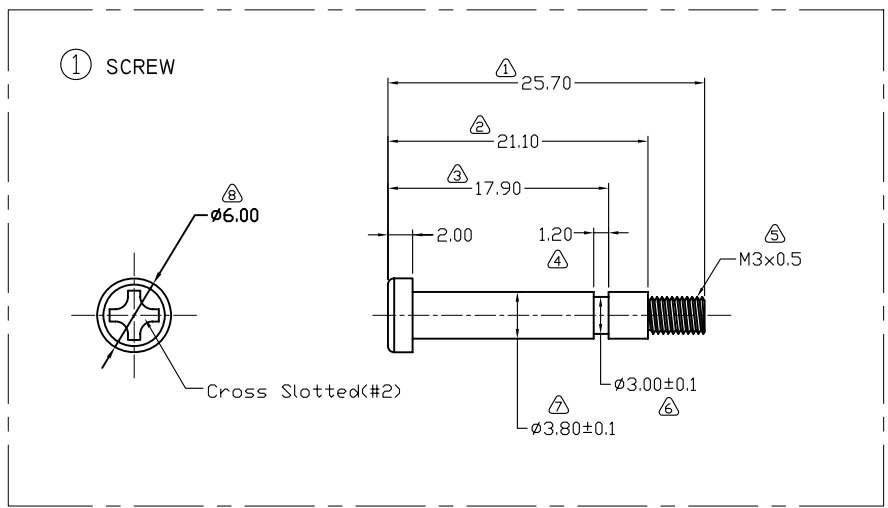
RoHS  
 Compliant  
 2002/95/EC

DO NOT SCALE DRAWING UNLESS OTHERWISE SPECIFIED DIMENSIONS ARE IN MILLIMETRE TOLERANCES ARE: 1 PLACE .X $\pm 0.4$ 2 PLACE .XX $\pm 0.20$ 3 PLACE .XXX $\pm 0.06$ ANGLES EXCEPT 90° $\pm 1^\circ$ MAXIMUM SURFACE ROUGHNESS $3.2 \sqrt{\quad}$	MATERIAL: 1	CUSTOMER DRAWING NUMBER: -----	COFAN USA 1400 FULTON PL. UNIT A FREMONT CA 94539		
	FINISH: 2	CUSTOMER PART NUMBER: -----	NAME: Backing Plate		
	DRAWN BY: Jun	COFAN DRAWING NUMBER: 20-1573-01	SCALE: 1:1	CUS REV: -	COF REV: 01
	APPR BY:	COFAN PART NUMBER: 20-1573-01	SHEET: 1 OF 2	DATE DRAWN: May-09-2006	

NOTICE - PROPRIETARY INFORMATION  
 THE DESIGN AND RELATED INFORMATION CONTAINED HEREIN IS THE SOLE PROPERTY OF COFAN INC. THE DISCLOSURE OF THIS INFORMATION DOES NOT CONSTITUTE THE RELEASE OF ANY PROPRIETARY RIGHTS THEREIN. PERMISSION TO REPRODUCE THIS INFORMATION OR THE PRODUCTS DISCLOSED HEREIN MUST BE OBTAINED IN WRITING FROM COFAN INC.

REVISION HISTORY					
REV	DESCRIPTION	DRWN	CHK'D	APPVD	DATE
---	SEE SHEET 1	---	---	---	---

- NOTES:
1. MATERIAL: SCREW: SAE1018; CLIP: SB50C.
  2. FINISH: NICKEL PLATE.
  3. PART SHALL BE FREE OF SHARP CORNERS/EDGES/BURRS.
  4.  $\triangle$  IS CRITICAL INSPECTION POINT. NUMBERING IN TRIANGLE IS TO BE USED FOR CROSS REFERENCE OF INSPECTION REPORT TO DRAWING DIMENSION OR FEATURE.



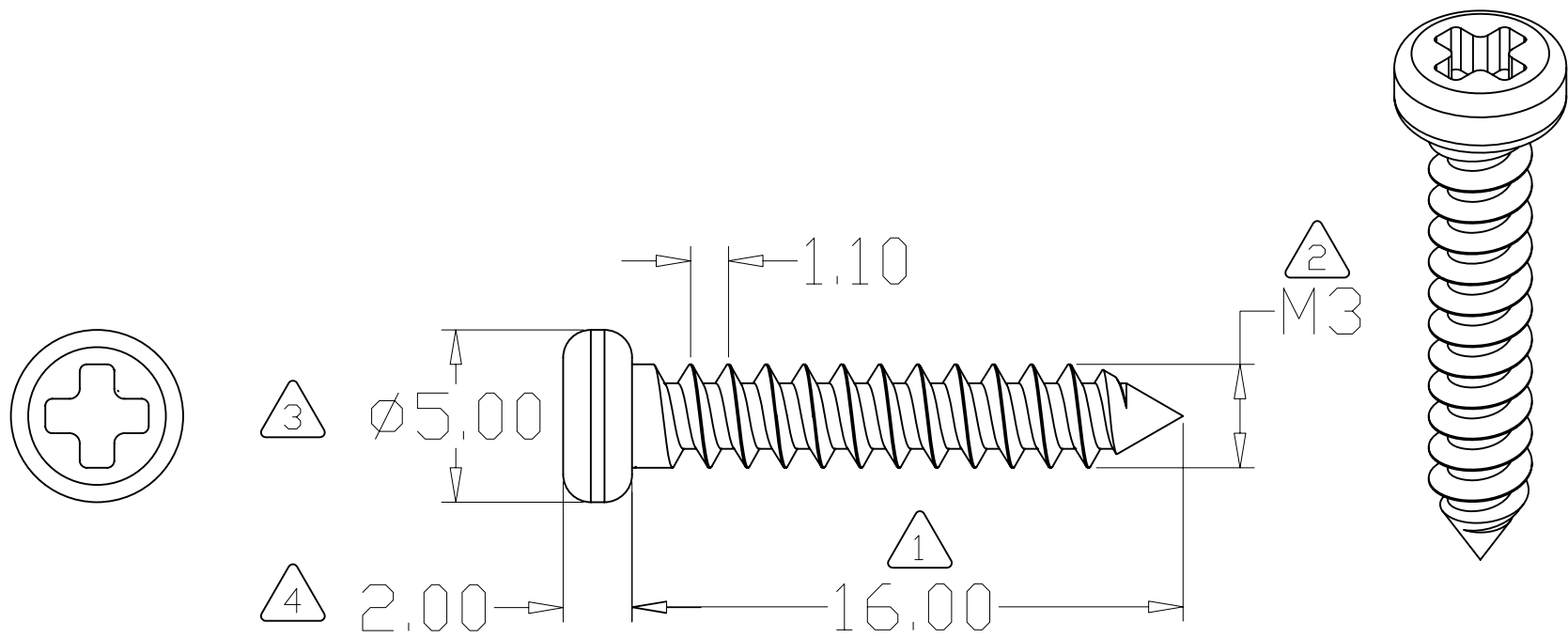
RoHS  
 COMPLIANT  
 2002/95/EC

DO NOT SCALE DRAWING UNLESS OTHERWISE SPECIFIED DIMENSIONS ARE IN MILLIMETRE TOLERANCES ARE: 1 PLACE .X $\pm$ <input type="text"/> 2 PLACE .XX $\pm$ 0.2 3 PLACE .XXX $\pm$ <input type="text"/> ANGLES EXCEPT 90° $\pm$ 1° MAXIMUM SURFACE ROUGHNESS 125 $\sqrt$	MATERIAL: 1	CUSTOMER DRAWING NUMBER: ---	1400 FULTON PL. UNIT A FREMONT CA 94539 NAME: SCREW AND CLIP		
	FINISH: 2	CUSTOMER PART NUMBER: ---	DRAWN BY: Long	COFAN DRAWING NUMBER: 60-1121	SCALE: 1 : 1
	APPR BY: Mark S	COFAN PART NUMBER: 60-1121	CUS REV: 01	COF REV: 01	DATE DRAWN: Mar-02-2007
	SHEET: 1 OF 1				

NOTICE - PROPRIETARY INFORMATION  
 THE DESIGN AND RELATED INFORMATION CONTAINED HEREIN  
 IS THE SOLE PROPERTY OF COFAN INC. THE DISCLOSURE  
 OF THIS INFORMATION DOES NOT CONSTITUTE THE RELEASE OF  
 ANY PROPRIETARY RIGHTS THEREIN. PERMISSION TO REPRODUCE  
 THIS INFORMATION OR THE PRODUCTS DISCLOSED HEREIN  
 MUST BE OBTAINED IN WRITING FROM COFAN INC.

REVISION HISTORY					
REV	DESCRIPTION	DRWN	CHK'D	APP'VD	DATE

- NOTES
- 1. MATERIAL: STEEL
  - 2. FINISH: BLACK ZINC PLATE



<b>DO NOT SCALE DRAWING</b> <small>UNLESS OTHERWISE SPECIFIED          DIMENSIONS ARE IN MILLIMETRE          TOLERANCES ARE:</small>	MATERIAL:	1	CUSTOMER DRAWING NUMBER:	 <small>1400 FULTON PL. UNIT A FREMONT CA 94539</small>		
	FINISH:	2	CUSTOMER PART NUMBER:	NAME: SCREW		
	DRAWN BY:	Ajie	COFAN DRAWING NUMBER:	SCALE:	CUS REV:	COF REV:
	APPR BY:		COFAN PART NUMBER:	60-1019	3:1	-
			60-1019	SHEET:	DATE DRAWN:	
				1 OF 1	Nov-10-2005	

1 PLACE .X	± 0.4
2 PLACE .XX	± 0.25
3 PLACE .XXX	± 0.13
ANGLES EXCEPT 90°	± 0.5°
MAXIMUM SURFACE ROUGHNESS	3.2 √

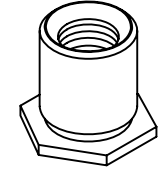
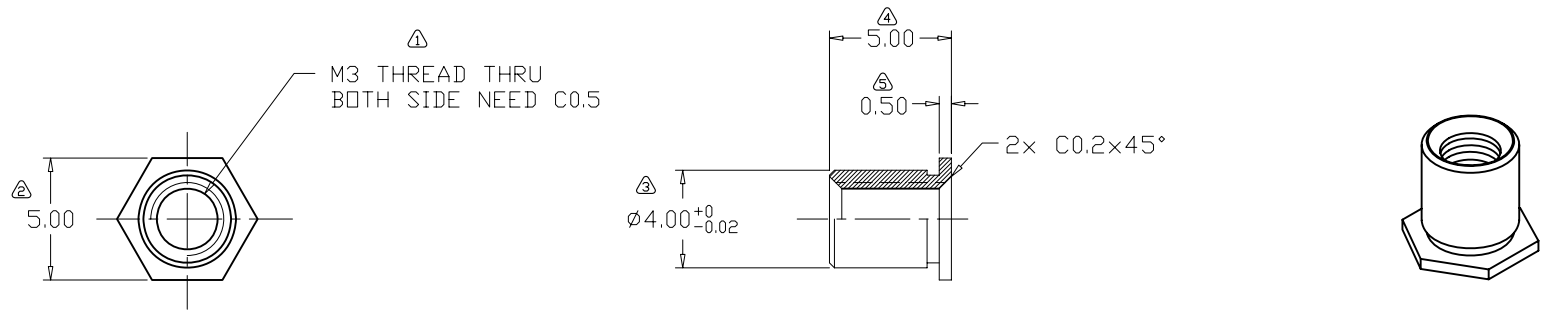
8 7 6 5 4 3 2 1

NOTICE - PROPRIETARY INFORMATION  
 THE DESIGN AND RELATED INFORMATION CONTAINED HEREIN  
 IS THE SOLE PROPERTY OF COFAN INC. THE DISCLOSURE  
 OF THIS INFORMATION DOES NOT CONSTITUTE THE RELEASE OF  
 ANY PROPRIETARY RIGHTS THEREIN. PERMISSION TO REPRODUCE  
 THIS INFORMATION OR THE PRODUCTS DISCLOSED HEREIN  
 MUST BE OBTAINED IN WRITING FROM COFAN INC.

REVISION HISTORY					
REV	DESCRIPTION	DRWN	CHK'D	APP'VD	DATE

NOTES:

- 1. MATERIAL: STAINLESS TEEL (SUS316).
- 2. FINISH: HRC 58°-60°C, PASSIVATE.
- 3. PART SHALL BE FREE OF SHARP CORNERS/EDGES/BURRS.
- 4.  $\triangle$  IS CRITICAL INSPECTION POINT. NUMBERING IN TRIANGLE IS TO BE USED FOR CROSS REFERENCE OF INSPECTION REPORT TO DRAWING DIMENSION OR FEATURE.



RoHS  
 Compliant  
 2002/95/EC

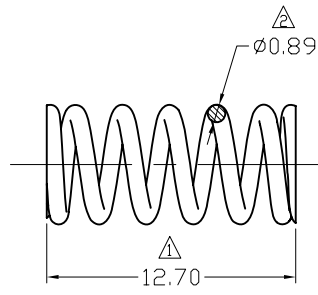
<b>DO NOT SCALE DRAWING</b> UNLESS OTHERWISE SPECIFIED DIMENSIONS ARE IN MILLIMETRE TOLERANCES ARE: 1 PLACE .X $\pm 0.25$ 2 PLACE .XX $\pm 0.13$ 3 PLACE .XXX $\pm 0.08$ ANGLES EXCEPT 90° $\pm 0.5^\circ$ MAXIMUM SURFACE ROUGHNESS $3.2\sqrt{\quad}$	NAME:	DATE:	CUSTOMER DRAWING NUMBER:	 46177 WARM SPRING BLVD FREMONT CA 94539			
	DRAWN BY:	Long	6/13/07	CUSTOMER PART NUMBER:	NAME: PEM NUT		
	CHECKED BY:	Jun.W	6/13/07	CDFAN DRAWING NUMBER:	SCALE:	CUS REV:	COF REV:
	CHECKED BY:			50-1252	1:1	01	01
APPR BY:			CDFAN PART NUMBER:	SHEET:	DATE DRAWN:		
			50-1252	1 OF 1	June-13-2007		

8 7 6 5 4 3 2 1

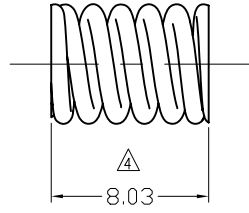
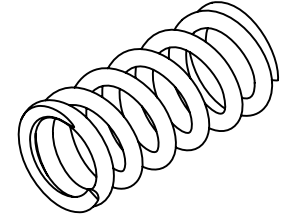
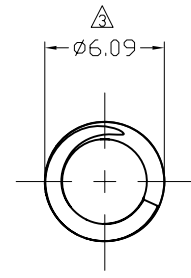
NOTICE - PROPRIETARY INFORMATION  
 THE DESIGN AND RELATED INFORMATION CONTAINED HEREIN  
 IS THE SOLE PROPERTY OF COFAN INC. THE DISCLOSURE  
 OF THIS INFORMATION DOES NOT CONSTITUTE THE RELEASE OF  
 ANY PROPRIETARY RIGHTS THEREIN. PERMISSION TO REPRODUCE  
 THIS INFORMATION OR THE PRODUCTS DISCLOSED HEREIN  
 MUST BE OBTAINED IN WRITING FROM COFAN INC.

REVISION HISTORY					
REV	DESCRIPTION	DRWN	CHK'D	APP'VD	DATE
---	---	---	---	---	---

1. MATERIAL: MW(Music Wire).  
 2. FINISH: ZINC PLATE PER ASTM B633 .  
 3. BREAK ALL SHARP EDGES AND CORNERS  
 4.  $\triangle$  IS CRITICAL INSPECTION POINT NUMBERING IN TRIANGLE IS TO BE USED FOR CROSS  
 REFERENCE OF INSPECTION REPORT TO DRAWING DIMENSION OR FEATURE  
 5. FORMED SPRING TO HAVE 5.5 TURNS.



<FREE LENGTH>



<COMPRESSED 1/2 WAY LENGTH>

RoHS  
 Compliant  
 2002/95/EC

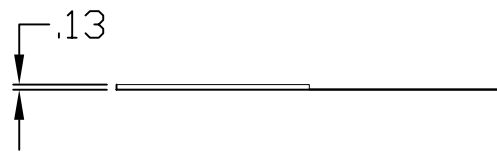
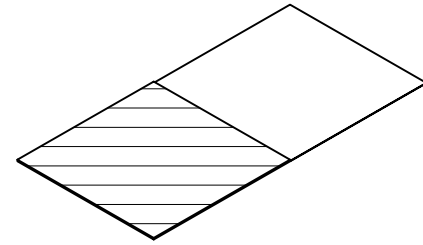
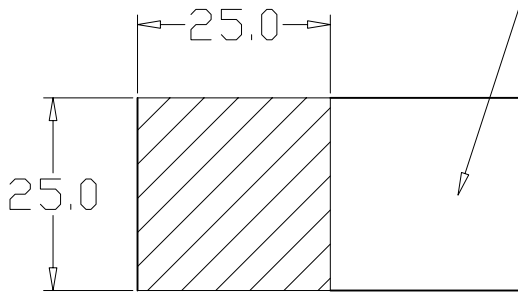
DO NOT SCALE DRAWING UNLESS OTHERWISE SPECIFIED DIMENSIONS ARE IN MILLIMETRE TOLERANCES ARE: 1 PLACE .X $\pm$ <input type="text"/> 2 PLACE .XX $\pm$ 0.15 3 PLACE .XXX $\pm$ <input type="text"/> ANGLES EXCEPT 90° $\pm$ 1° MAXIMUM SURFACE ROUGHNESS 125 $\sqrt$	MATERIAL: 1	CUSTOMER DRAWING NUMBER: ---	COFAN USA 1400 FULTON PL. UNIT A FREMONT CA 94539		
	FINISH: 2	CUSTOMER PART NUMBER: ---	NAME: Spring		
	DRAWN BY: Long	COFAN DRAWING NUMBER: 50-1005	SCALE: 1 : 1	CUS REV: -	COF REV: 01
	APPR BY: Mark S	COFAN PART NUMBER: 50-1005	SHEET: 1 OF 1	DATE DRAWN: Feb-12-2007	



NOTICE - PROPRIETARY INFORMATION  
 THE DESIGN AND RELATED INFORMATION CONTAINED HEREIN  
 IS THE SOLE PROPERTY OF COFAN INC. THE DISCLOSURE  
 OF THIS INFORMATION DOES NOT CONSTITUTE THE RELEASE OF  
 ANY PROPRIETARY RIGHTS THEREIN. PERMISSION TO REPRODUCE  
 THIS INFORMATION OR THE PRODUCTS DISCLOSED HEREIN  
 MUST BE OBTAINED IN WRITING FROM COFAN INC.

PHASE CHANGE THERMAL TAPE:  
 LAIRD T-PCM585

Note: Before  
 assembling, remove  
 interface tab

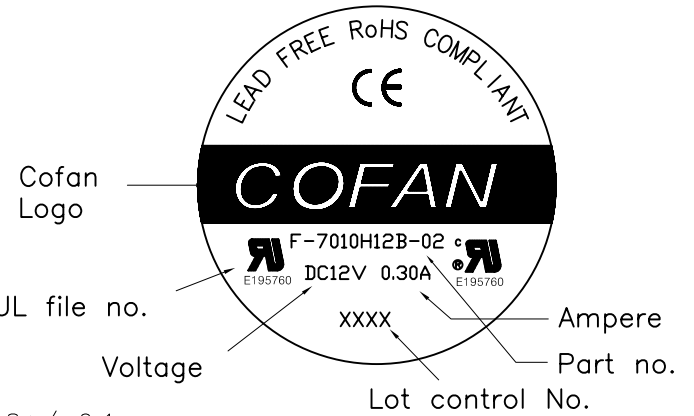
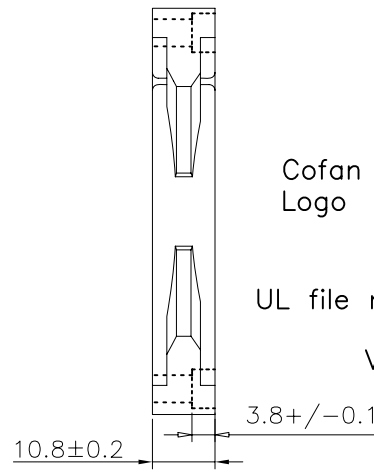
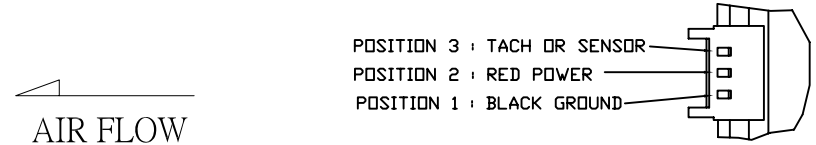
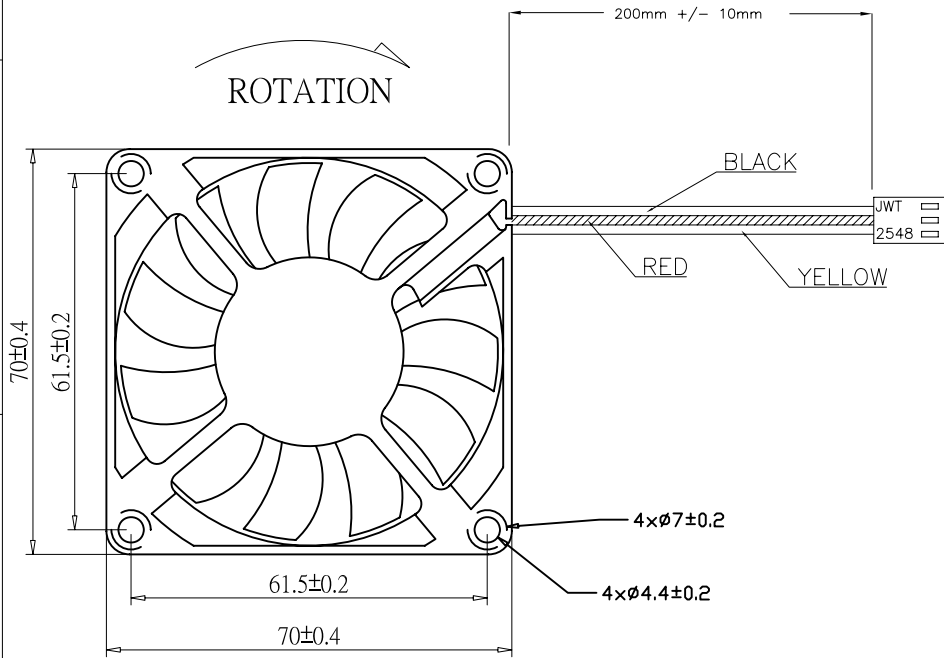


Note: This assembly does not contain any hazardous substances such as lead, mercury, or PCB's, or is below acceptable levels, and is in compliance with 2002/95/EC of the European Parliament and of the Council of 27th January, 2003, on the restriction on the use of certain hazardous substances in electrical and electronic equipment.

<b>DO NOT SCALE DRAWING</b> <small>UNLESS OTHERWISE SPECIFIED          DIMENSIONS ARE IN MILLIMETRE          TOLERANCES ARE:</small> 1 PLACE .X ± 0.4 2 PLACE .XX ± 0.25 3 PLACE .XXX ± 0.13 ANGLES EXCEPT 90° ± 1° MAXIMUM SURFACE ROUGHNESS 125√	MATERIAL:	CUSTOMER DRAWING NUMBER:	<b>COFAN USA</b> <small>1400 FULTON PL. UNIT A FREMONT CA 94539</small>		
	FINISH:	CUSTOMER PART NUMBER:	NAME: THERMAL PAD		
	DRAWN BY: <i>Dan</i>	COFAN DRAWING NUMBER: 70-1077	SCALE: 1:1	CUS REV: -	COF REV: A
	APPR BY:	COFAN PART NUMBER: 70-1077	SHEET: 1 OF 1	DATE DRAWN: Sep-15-2004	

NOTICE - PROPRIETARY INFORMATION  
 THE DESIGN AND RELATED INFORMATION CONTAINED HEREIN IS THE SOLE PROPERTY OF COFAN INC. THE DISCLOSURE OF THIS INFORMATION DOES NOT CONSTITUTE THE RELEASE OF ANY PROPRIETARY RIGHTS THEREIN. PERMISSION TO REPRODUCE THIS INFORMATION OR THE PRODUCTS DISCLOSED HEREIN MUST BE OBTAINED IN WRITING FROM COFAN INC.

REVISION HISTORY					
REV	DESCRIPTION	DRWN	CHK'D	APP'VD	DATE
---	SEE SHEET 1	---	---	---	---



- Note:
1. Fan to be 2 Ball Bearing
  2. MTBF to be 100K+ Hrs
  3. Label must be F-7010H12B-02

PARTS LIST	
①	1 X FAN COFAN MODEL F-7010H12B-02
②	1X MOLEX HOUSING 22-01-3037 OR EQUIV. 3X MOLEX TERMINAL 08-50-0113 OR EQUIV.

MODEL NO	RATED VOLTAGE V	OPERATING VOLTAGE V	RATED CURRENT A	ACTUAL CURRENT A	RATED POWER W	RATED SPEED RPM	MAX AIR FLOW		MAX,STATIC AIR PRESSURE		NOISE LEVEL dBA
							CMM	CFM	mmH <sub>2</sub> O	InH <sub>2</sub> O	
F-7010H12B-02	12	6.0~13.8	0.30	0.25	3.60	3800	0.819	28.93	3.08	0.121	35.6

UL# E195760  
 CUL# E195760  
 TUV# B 04 03 52557 002  
 CE# EN5008-1

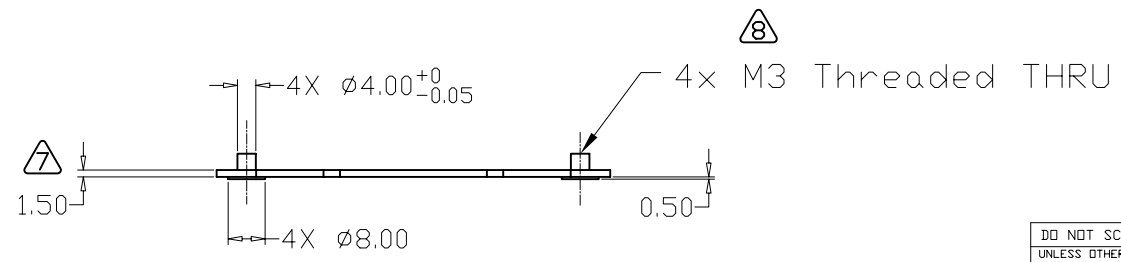
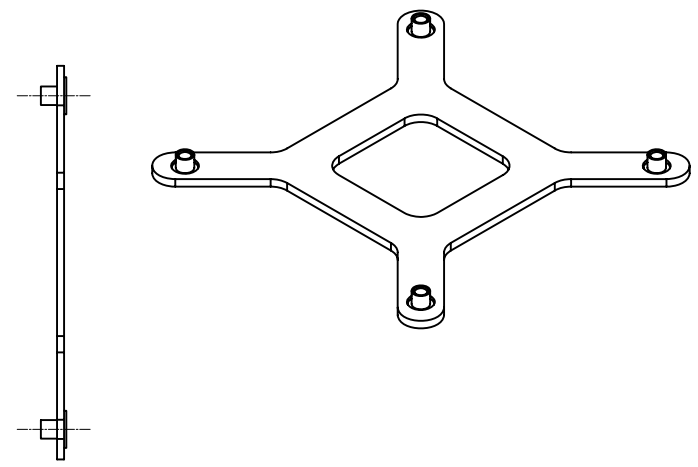
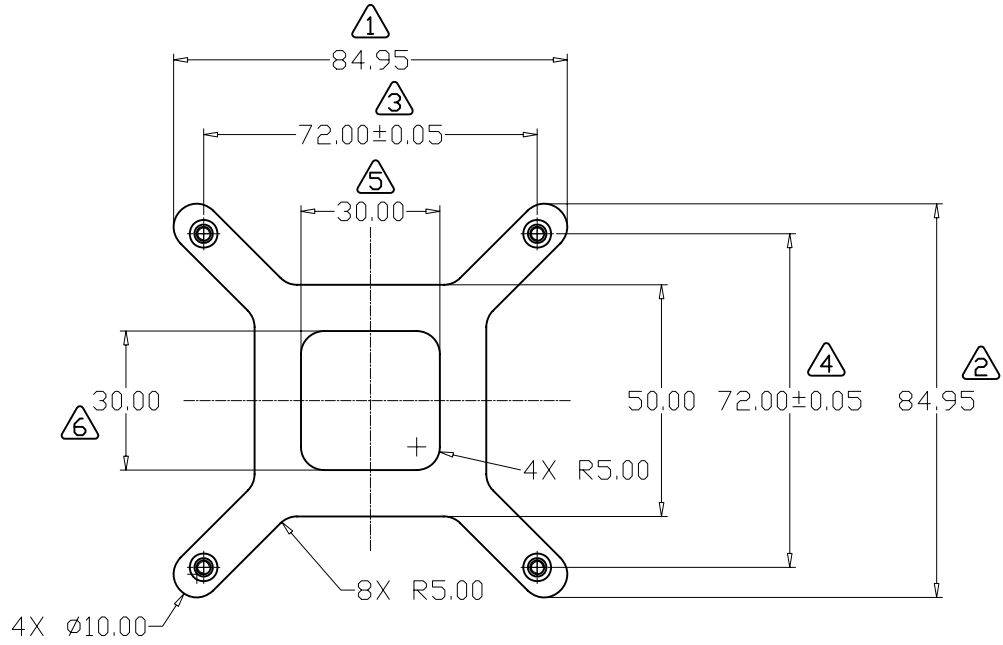
RoHS  
 Complaint  
 2002/95/EC

DO NOT SCALE DRAWING UNLESS OTHERWISE SPECIFIED DIMENSIONS ARE IN MILLIMETRE TOLERANCES ARE:	MATERIAL: ----	CUSTOMER DRAWING NUMBER: ----	COFAN USA 1400 FULTON PL. UNIT A FREMONT CA 94539		
1 PLACE .X ± 0.4 2 PLACE .XX ± 0.25 3 PLACE .XXX ± 0.13	FINISH: ----	CUSTOMER PART NUMBER: ----	NAME: FAN,70X10mm,12vdc, 3600RPM, 2 Ball Bearing		
ANGLES EXCEPT 90° ± 1° MAXIMUM SURFACE ROUGHNESS 125 √	DRAWN BY: Jun	COFAN DRAWING NUMBER: F-7010H12B-02	SCALE: 1 : 1	CUS REV: B	COF REV: B
	APPR BY:	COFAN PART NUMBER: F-7010H12B-02	SHEET: 1 OF 1	DATE DRAWN: Oct-17-2005	

NOTICE - PROPRIETARY INFORMATION  
 THE DESIGN AND RELATED INFORMATION CONTAINED HEREIN  
 IS THE SOLE PROPERTY OF COFAN INC. THE DISCLOSURE  
 OF THIS INFORMATION DOES NOT CONSTITUTE THE RELEASE OF  
 ANY PROPRIETARY RIGHTS THEREIN. PERMISSION TO REPRODUCE  
 THIS INFORMATION OR THE PRODUCTS DISCLOSED HEREIN  
 MUST BE OBTAINED IN WRITING FROM COFAN INC.

REVISION HISTORY					
REV	DESCRIPTION	DRWN	CHK'D	APP'VD	DATE
05	Change $\phi 4.00$ tolerance to $+0./-0.05\text{mm}$	Ajje	---	---	Feb-21-06

- NOTES:
- 1 MATERIAL: STAINLESS STEEL
  - 2 FINISH: DEGREASE
  3. THE STANDOFF MUST BE TIGHT IN PLATE EVEN DURING SHIPPING,  
ALL STANDOFFS CAN'T BE ANY LOOSEN.
  4. THE PULL/PUSH TEST ABOUT ASSEMBLED TO THE  
CORROSION RESISTANT PLATE IS 30KG.



RoHS  
 Compliant  
 2002/95/EC

DO NOT SCALE DRAWING UNLESS OTHERWISE SPECIFIED DIMENSIONS ARE IN MILLIMETRE TOLERANCES ARE: 1 PLACE .X $\pm 0.4$ 2 PLACE .XX $\pm 0.20$ 3 PLACE .XXX $\pm 0.06$ ANGLES EXCEPT 90° $\pm 1^\circ$ MAXIMUM SURFACE ROUGHNESS $3.2 \sqrt{\quad}$	MATERIAL: 1	CUSTOMER DRAWING NUMBER: -----	COFAN USA 1400 FULTON PL. UNIT A FREMONT CA 94539		
	FINISH: 2	CUSTOMER PART NUMBER: -----	NAME: Backing Plate ASSY		
	DRAWN BY: Jun	COFAN DRAWING NUMBER: 20-1573-02	SCALE: 1:1	CUS REV: -	COF REV: 01
	APPR BY:	COFAN PART NUMBER: 20-1573-02	SHEET: 2 OF 2	DATE DRAWN: May-09-2006	