



Approval Specification for Cofan Part # 11-1004 Rev 01

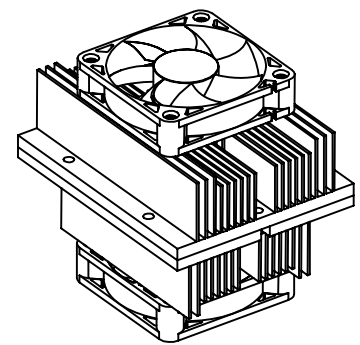
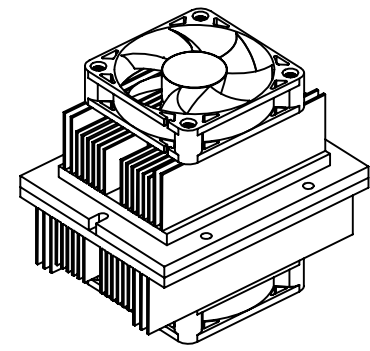
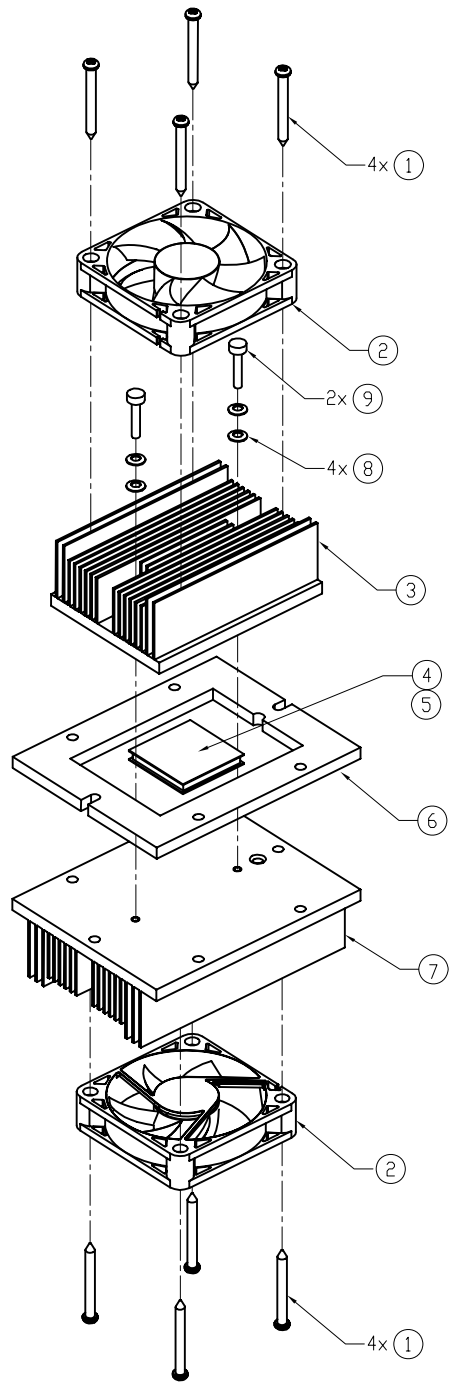
20W TEC Assembly, 5V, 100x80x95mm

Revision Date: Nov 19, 2007

Cofan USA, 46177 Warm Springs Blvd Fremont, CA 94539 www.cofan-usa.com (800) 766-6097

NOTICE - PROPRIETARY INFORMATION
 THE DESIGN AND RELATED INFORMATION CONTAINED HEREIN IS THE SOLE PROPERTY OF COFAN USA INC. THE DISCLOSURE OF THIS INFORMATION DOES NOT CONSTITUTE THE RELEASE OF ANY PROPRIETARY RIGHTS THEREIN. PERMISSION TO REPRODUCE THIS INFORMATION OR THE PRODUCTS DISCLOSED HEREIN MUST BE OBTAINED IN WRITING FROM COFAN USA INC.

REVISION HISTORY					
REV	DESCRIPTION	DRWN	CHK'D	APPVD	DATE
-	-	-	-	-	-



ITEM	DESCRIPTION	PART NUMBER	MATERIAL/FINISH	QTY
①	M3.5x32 FAN SCREW, PHIL	60-1144 REV 01	STEEL / BLACK ZINC	8
②	60x15mm 5v DC FAN	F-6015H05BI	-	2
③	COLD SIDE HEATSINK	20-1741 REV 01	AL6063 / BLACK ANODIZE	1
④	TEC, 5V, 8.6V MAX, 42W @ 8A MAX, 30x30x3.6mm	10-1021 REV 01	-	1
⑤	THERMAL GREASE, STARS 801	70-1101 REV 01	-	1
⑥	GASKET, PSA	50-1323 REV 01	R10480 DR EQUIV	1
⑦	HOT SIDE HEATSINK	20-1740 REV 01	AL6063 / BLACK ANODIZE	1
⑧	BELLEVILLE WASHER	50-1104 REV 01	SS / DEGREASE	4
⑨	M3 MOUNTING SCREW	60-1082 REV 01	SS304 / DEGREASE	2

DO NOT SCALE DRAWING		NAME: Mark.S	DATE: 11/19/07	CUSTOMER DRAWING NUMBER: [----]	 46177 VARN SPRING BLVD FREMONT CA 94539
UNLESS OTHERWISE SPECIFIED DIMENSIONS ARE IN MILLIMETRE TOLERANCES ARE:		DRAWN BY:		CUSTOMER PART NUMBER: [----]	
1 PLACE .X	± 0.25	CHECKED BY:		COFAN DRAWING NUMBER: 11-1004	NAME: Air to Air Cooler, 20W, 5V @ 6.9A MAX
2 PLACE .XX	± 0.13	CHECKED BY:		SCALE: NONE	CUS REV: -
3 PLACE .XXX	± 0.08	APPR BY:		COFAN PART NUMBER: 11-1004	COF REV: 01
ANGLES EXCEPT 90°	± 0.5°			SHEET: 2 OF 2	DATE DRAWN: 11/19/2007
MAXIMUM SURFACE ROUGHNESS	6.3				

RoHS
 COMPLIANT
 2002/95/EC

NOTICE - PROPRIETARY INFORMATION
 THE DESIGN AND RELATED INFORMATION CONTAINED HEREIN IS THE SOLE PROPERTY OF COFAN USA INC. THE DISCLOSURE OF THIS INFORMATION DOES NOT CONSTITUTE THE RELEASE OF ANY PROPRIETARY RIGHTS THEREIN. PERMISSION TO REPRODUCE THIS INFORMATION OR THE PRODUCTS DISCLOSED HEREIN MUST BE OBTAINED IN WRITING FROM COFAN USA INC.

REVISION HISTORY					
REV	DESCRIPTION	DRWN	CHK'D	APPVD	DATE
-	-	-	-	-	-

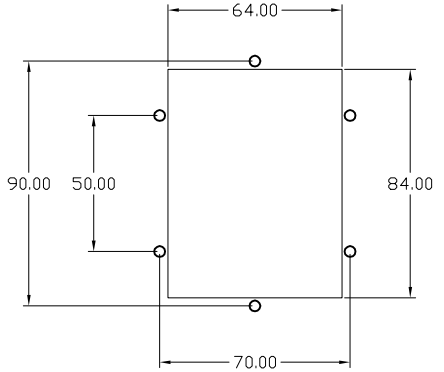
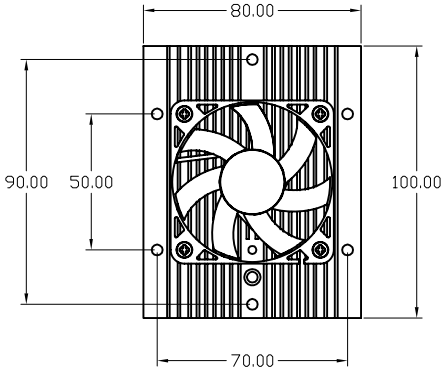
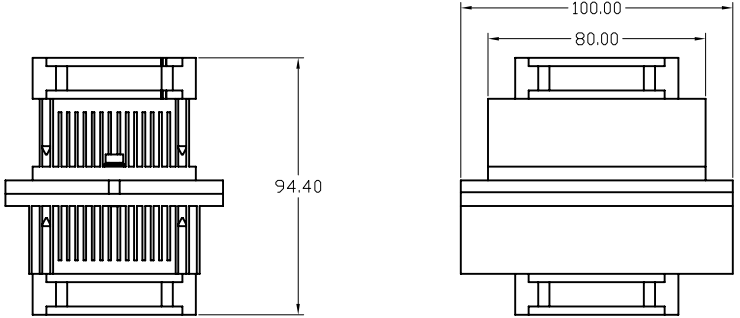
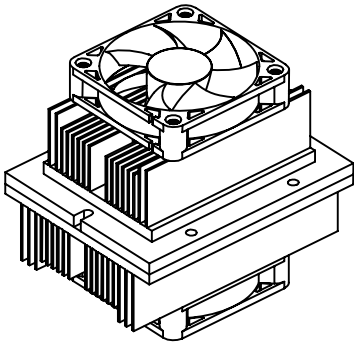
COOLER SPECIFICATIONS:
 VOLTAGE: 5 VDC, 8.6 VDC MAX
 CURRENT DRAW: 5.1A @ 5 VDC, NORMAL OPERATING CONDITIONS
 6.9A @ 5 VDC, STARTUP
 TEC COOLING POWER: 20W @ 5V, 4.65A
 INPUT POWER: 32W
 MAX TEMP HOT SIDE: 65°C
 WEIGHT: 0.75 Kg
 OPERATING TEMPERATURE: 0°C TO 55°C
 *ABOVE PARAMETERS ARE ±10%

FANS
 COLD SIDE FAN: F-6015H05BI, 4600 RPM, 0.85A
 HOT SIDE FAN: F-6015H05BI, 4600 RPM, 0.85A

HEATSINK MATERIAL: AL6063
HEATSINK FINISH: BLACK ANODIZE

WIRE CONFIGURATION: FANS WIRED IN PARALLEL AND LEFT UNTERMINATED.
 CUSTOM WIRE CONFIGURATIONS AVAILABLE

CUSTOM HEATSINKS AVAILABLE
 FOR MORE INFORMATION CONTACT: INFO@COFAN-USA.COM



CUT OUT FOR MOUNTING

RoHS
 COMPLIANT
 2002/95/EC

DO NOT SCALE DRAWING		NAME:	DATE:	CUSTOMER DRAWING NUMBER:	 46177 VARN SPRING BLVD FRENCH CREEK CA 94539		
UNLESS OTHERWISE SPECIFIED DIMENSIONS ARE IN MILLIMETRE TOLERANCES ARE:		DRAWN BY:	Mark.S	11/19/07	CUSTOMER PART NUMBER:	NAME:	
1 PLACE .X	± 0.25	CHECKED BY:			[----]	Air to Air Cooler, 20W, 5V @ 6.9A MAX	
2 PLACE .XX	± 0.13	CHECKED BY:			[----]	SCALE:	CUS REV:
3 PLACE .XXX	± 0.08	CHECKED BY:			COFAN DRAWING NUMBER:	NONE	-
ANGLES EXCEPT 90°	± 0.5°	APPR BY:			11-1004		01
MAXIMUM SURFACE ROUGHNESS	6.3				COFAN PART NUMBER:	SHEET:	DATE DRAWN:
					11-1004	1 OF 2	11/19/2007