



Approval Specification for Cofan Part # 11-1010 Rev 01

45W TEC Assembly, 12V, 160x120x130mm

Revision Date: Nov 28, 2007

Cofan USA, 46177 Warm Springs Blvd Fremont, CA 94539 www.cofan-usa.com (800) 766-6097

NOTICE - PROPRIETARY INFORMATION
 THE DESIGN AND RELATED INFORMATION CONTAINED HEREIN IS THE SOLE PROPERTY OF COFAN USA INC. THE DISCLOSURE OF THIS INFORMATION DOES NOT CONSTITUTE THE RELEASE OF ANY PROPRIETARY RIGHTS THEREIN. PERMISSION TO REPRODUCE THIS INFORMATION OR THE PRODUCTS DISCLOSED HEREIN MUST BE OBTAINED IN WRITING FROM COFAN USA INC.

REVISION HISTORY					
REV	DESCRIPTION	DRWN	CHK'D	APPVD	DATE
-	-	-	-	-	-

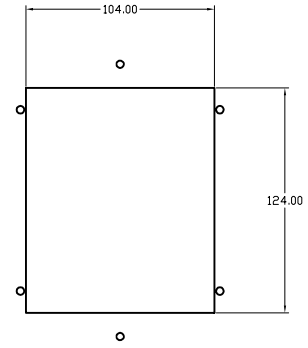
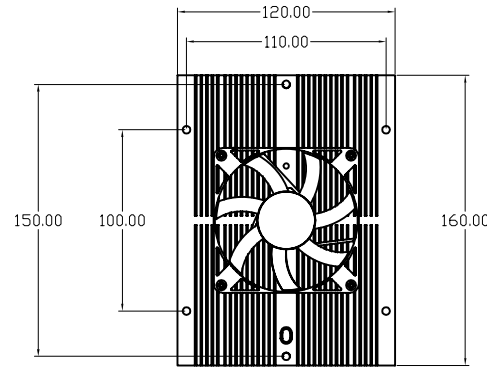
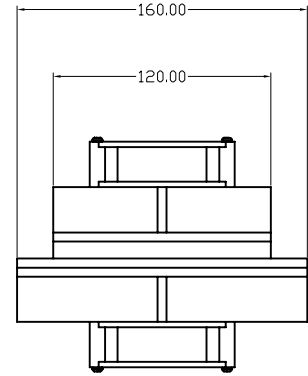
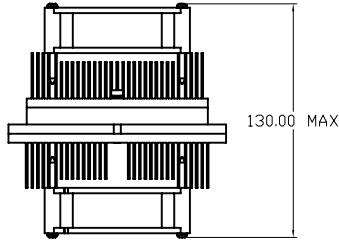
COOLER SPECIFICATIONS:
 VOLTAGE: 12 VDC, 15.4 VDC Max
 CURRENT DRAW: 5.1A @ 12 VDC, NORMAL OPERATING CONDITIONS
 5.8A @ 12 VDC, STARTUP
 TEC COOLING POWER: 45W @ 12V, 4.7A
 INPUT POWER: 64W
 MAX TEMP HOT SIDE: 65°C
 WEIGHT: 1.2 Kg
 OPERATING TEMPERATURE: 0°C TO 55°C
 *ABOVE PARAMETERS ARE ±10%

FANS
 COLD SIDE FAN: F-8025HI2BI, 3000 RPM, 0.30A
 HOT SIDE FAN: F-8025HI2BI, 3000 RPM, 0.30A

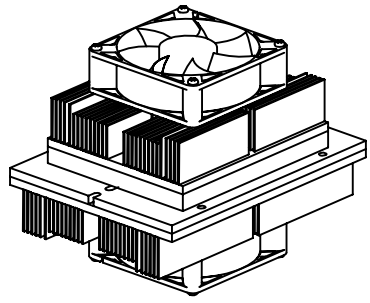
HEATSINK MATERIAL: AL6063
HEATSINK FINISH: BLACK ANODIZE

WIRE CONFIGURATION: FANS WIRED IN PARALLEL AND LEFT UNTERMINATED.
 CUSTOM WIRE CONFIGURATIONS AVAILABLE

CUSTOM HEATSINKS AVAILABLE
 FOR MORE INFORMATION CONTACT: INFO@COFAN-USA.COM



CUT OUT FOR MOUNTING

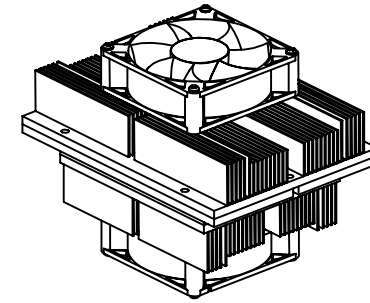
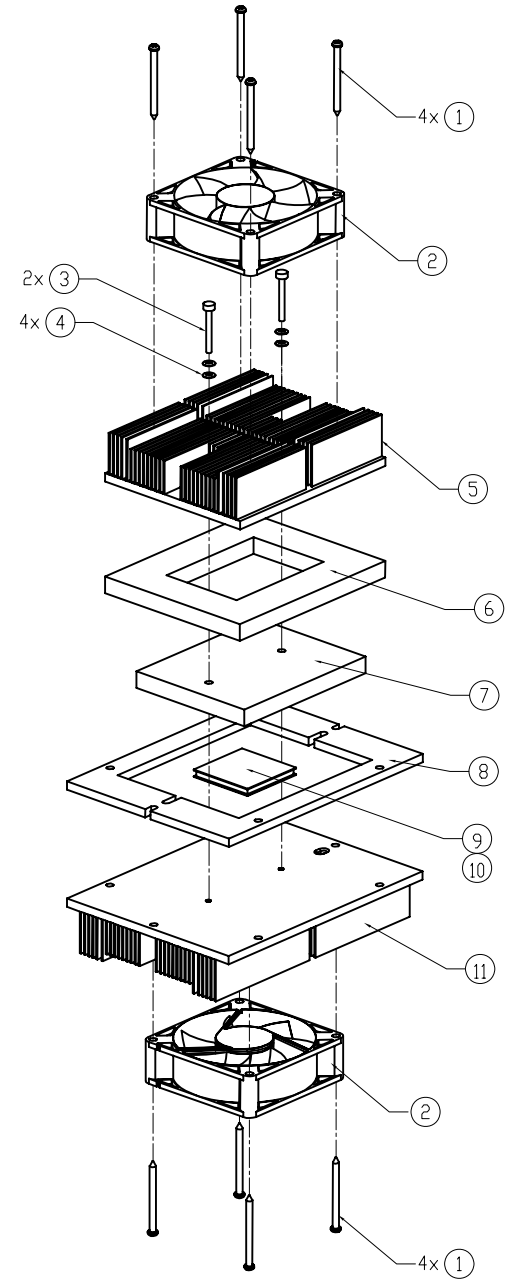


DO NOT SCALE DRAWING		NAME:	DATE:	CUSTOMER DRAWING NUMBER:	 46177 VARN SPRING BLVD FREMONT CA 94539			
UNLESS OTHERWISE SPECIFIED DIMENSIONS ARE IN MILLIMETRE TOLERANCES ARE:		DRAWN BY:	Mark.S	11/27/07				[----]
1 PLACE .X	± 0.25	CHECKED BY:			CUSTOMER PART NUMBER:	NAME:		
2 PLACE .XX	± 0.13	CHECKED BY:			[----]	Air to Air Cooler, 45W, 12V, 5.8A MAX		
3 PLACE .XXX	± 0.08	CHECKED BY:			COFAN DRAWING NUMBER:	SCALE:	CUS REV:	COF REV:
ANGLES EXCEPT 90°	± 0.5°	APPR BY:			11-1010	NONE	-	01
MAXIMUM SURFACE ROUGHNESS	64				COFAN PART NUMBER:	SHEET:	DATE DRAWN:	
					11-1010	1 OF 2	11/27/07	


RoHS
 COMPLIANT
 2002/95/EC

NOTICE - PROPRIETARY INFORMATION
 THE DESIGN AND RELATED INFORMATION CONTAINED HEREIN IS THE SOLE PROPERTY OF COFAN USA INC. THE DISCLOSURE OF THIS INFORMATION DOES NOT CONSTITUTE THE RELEASE OF ANY PROPRIETARY RIGHTS THEREIN. PERMISSION TO REPRODUCE THIS INFORMATION OR THE PRODUCTS DISCLOSED HEREIN MUST BE OBTAINED IN WRITING FROM COFAN USA INC.

REVISION HISTORY					
REV	DESCRIPTION	DRWN	CHK'D	APPVD	DATE
-	-	-	-	-	-



ITEM	DESCRIPTION	PART NUMBER	MATERIAL/FINISH	QTY
①	M3.5x42 FAN SCREW, PHIL	60-1210 REV 01	STEEL / BLACK ZINC	8
②	80x25mm 12v DC FAN	F-8025H12BI	-	2
③	M3 MOUNTING SCREW	60-1211 REV 01	SS304 / DEGREASE	2
④	BELLEVILLE WASHER	50-1104 REV 01	SS / DEGREASE	4
⑤	COLD SIDE HEATSINK	20-1745 REV 01	AL6063 / BLACK ANODIZE	1
⑥	BLACK GASKET 02, PSA	50-1325 REV 01	SB AGP 200 OR EQUIV	1
⑦	SPACER BLOCK	20-1746 REV 01	AL6063 / BLACK ANODIZE	1
⑧	RED GASKET 01, PSA	50-1324 REV 01	SB R10480 OR EQUIV	1
⑨	TEC, 12V, 15.4V MAX, 58W @ 6A MAX, 40x40x3.9mm	10-1014 REV 01	-	1
⑩	THERMAL GREASE, STARS 801	70-1101 REV 01	-	1
⑪	HOT SIDE HEATSINK	20-1744 REV 01	AL6063 / BLACK ANODIZE	1

DO NOT SCALE DRAWING		NAME:	DATE:	CUSTOMER DRAWING NUMBER:	 46177 VARN SPRING BLVD FREMONT CA 94539
UNLESS OTHERWISE SPECIFIED DIMENSIONS ARE IN MILLIMETRE TOLERANCES ARE:		DRAWN BY:	Mark.S	11/27/07	
1 PLACE .X	± 0.25	CHECKED BY:			NAME:
2 PLACE .XX	± 0.13	CHECKED BY:			Air to Air Cooler, 45W, 12V, 5.8A MAX
3 PLACE .XXX	± 0.08	CHECKED BY:			CUSTOMER DRAWING NUMBER:
ANGLES EXCEPT 90°	± 0.5°	APPR BY:			COFAN DRAWING NUMBER:
MAXIMUM SURFACE ROUGHNESS	6.3				11-1010
					COFAN PART NUMBER:
					11-1010
					SHEET:
					2 OF 2
					DATE DRAWN:
					11/27/07

RoHS
 COMPLIANT
 2002/95/EC