



Approval Specification for Cofan Part # 11-1015 Rev 01

75W TEC Assembly, 24V, 220x120x130mm

Revision Date: Nov 29, 2007

Cofan USA, 46177 Warm Springs Blvd Fremont, CA 94539 www.cofan-usa.com (800) 766-6097

NOTICE - PROPRIETARY INFORMATION
 THE DESIGN AND RELATED INFORMATION CONTAINED HEREIN IS THE SOLE PROPERTY OF COFAN USA INC. THE DISCLOSURE OF THIS INFORMATION DOES NOT CONSTITUTE THE RELEASE OF ANY PROPRIETARY RIGHTS THEREIN. PERMISSION TO REPRODUCE THIS INFORMATION OR THE PRODUCTS DISCLOSED HEREIN MUST BE OBTAINED IN WRITING FROM COFAN USA INC.

COOLER SPECIFICATIONS:
 VOLTAGE: 24 VDC, 27.5 VDC MAX
 CURRENT DRAW: 4.2A @ 12 VDC, NORMAL OPERATING CONDITIONS
 5.3A @ 12 VDC, STARTUP
 TEC COOLING POWER: 2x 37.5W @ 12V, 3.9A
 INPUT POWER: 100.8W
 MAX TEMP HOT SIDE: 65°C
 WEIGHT: 1.9 Kg
 OPERATING TEMPERATURE: 0°C TO 55°C
 *ABOVE PARAMETERS ARE ±10%

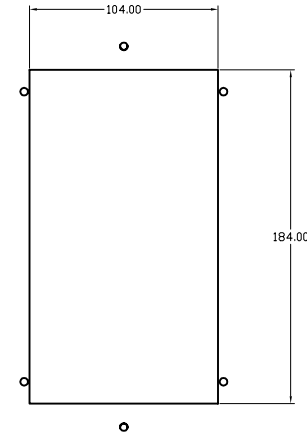
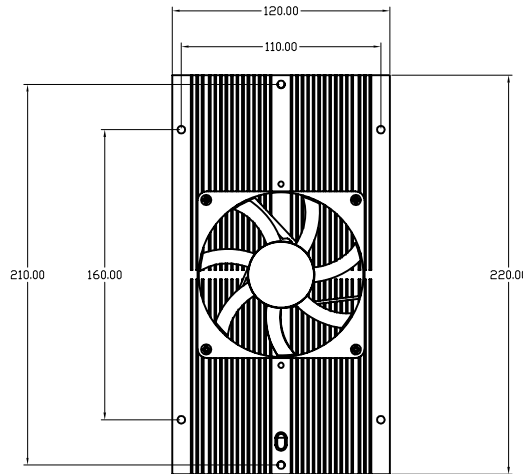
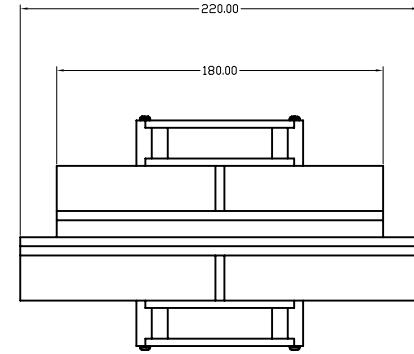
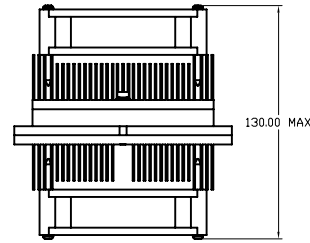
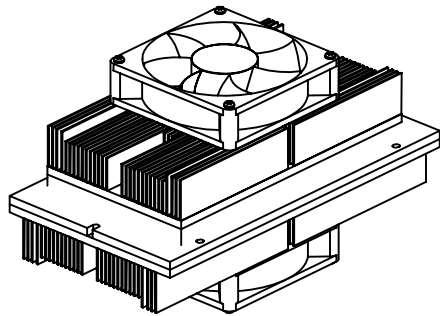
FANS
 COLD SIDE FAN: F-9225H24BI, 2800 RPM, 0.18A
 HOT SIDE FAN: F-9225H24BI, 2800 RPM, 0.18A

HEATSINK MATERIAL: AL6063
HEATSINK FINISH: BLACK ANODIZE

WIRE CONFIGURATION: FANS WIRED IN PARALLEL AND LEFT UNTERMINATED.
 CUSTOM WIRE CONFIGURATIONS AVAILABLE

CUSTOM HEATSINKS AVAILABLE
 FOR MORE INFORMATION CONTACT: INFO@COFAN-USA.COM

REVISION HISTORY					
REV	DESCRIPTION	DRWN	CHK'D	APPVD	DATE
-	-	-	-	-	-



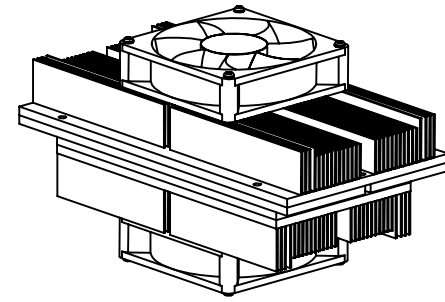
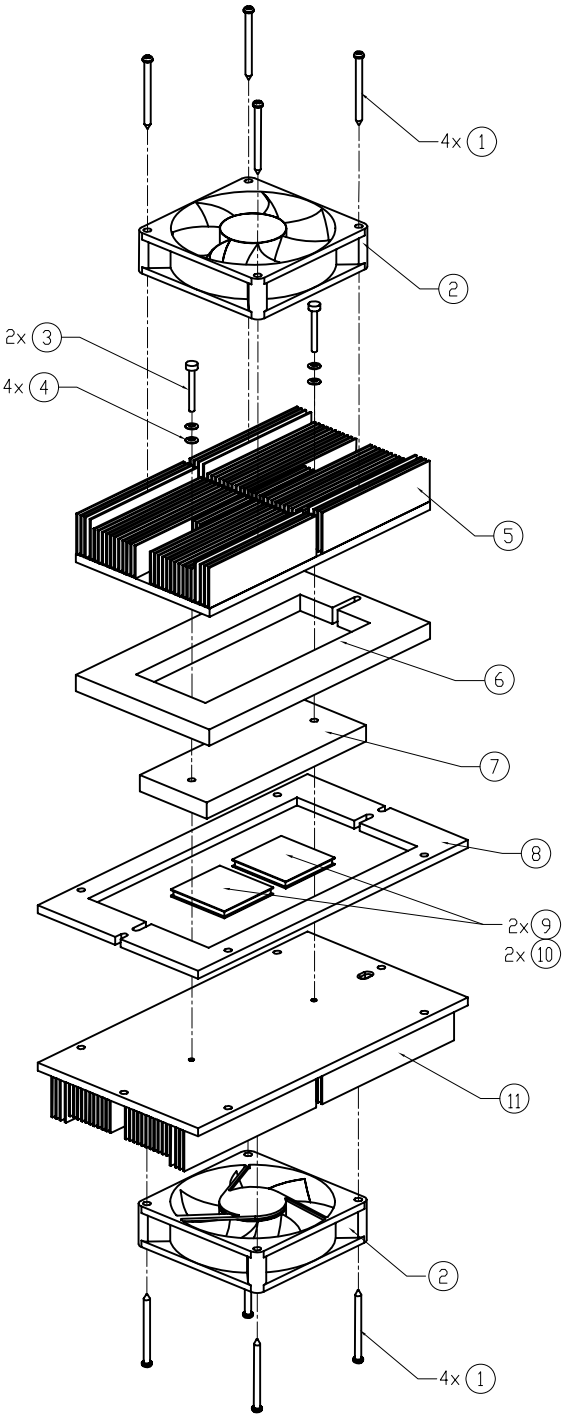
CUT OUT FOR MOUNTING

RoHS
 COMPLIANT
 2002/95/EC

DO NOT SCALE DRAWING		NAME:	DATE:	CUSTOMER DRAWING NUMBER:	COFAN USA <small>46177 VARN SPRING BLVD FREMONT CA 94539</small>		
UNLESS OTHERWISE SPECIFIED DIMENSIONS ARE IN MILLIMETRE TOLERANCES ARE:		DRAWN BY:	Mark.S	11/29/07	CUSTOMER PART NUMBER:	NAME: Air to Air Cooler, 75W, 24V, 5.3A MAX	
1 PLACE .X	± 0.25	CHECKED BY:			CUSTOMER DRAWING NUMBER:	SCALE:	CUS REV:
2 PLACE .XX	± 0.13	CHECKED BY:			11-1015	NONE	-
3 PLACE .XXX	± 0.08	APPR BY:			COFAN PART NUMBER:	SHEET:	DATE DRAWN:
ANGLES EXCEPT 90°	± 0.5°				11-1015	1 OF 2	11/29/07
MAXIMUM SURFACE ROUGHNESS	6.3						

NOTICE - PROPRIETARY INFORMATION
 THE DESIGN AND RELATED INFORMATION CONTAINED HEREIN IS THE SOLE PROPERTY OF COFAN USA INC. THE DISCLOSURE OF THIS INFORMATION DOES NOT CONSTITUTE THE RELEASE OF ANY PROPRIETARY RIGHTS THEREIN. PERMISSION TO REPRODUCE THIS INFORMATION OR THE PRODUCTS DISCLOSED HEREIN MUST BE OBTAINED IN WRITING FROM COFAN USA INC.

REVISION HISTORY					
REV	DESCRIPTION	DRWN	CHK'D	APPVD	DATE
-	-	-	-	-	-



ITEM	DESCRIPTION	PART NUMBER	MATERIAL/FINISH	QTY
①	M3.5x42 FAN SCREW, PHIL	60-1210 REV 01	STEEL / BLACK ZINC	8
②	92x25mm 24V DC FAN	F-9225H24BI	-	2
③	M3 MOUNTING SCREW	60-1211 REV 01	SS304 / DEGREASE	2
④	BELLEVILLE WASHER	50-1104 REV 01	SS / DEGREASE	4
⑤	COLD SIDE HEATSINK	20-1754 REV 01	AL6063 / BLACK ANODIZE	1
⑥	BLACK GASKET 02, PSA	50-1329 REV 01	SB AGP 200 OR EQUIV	1
⑦	SPACER BLOCK	20-1755 REV 01	AL6063 / BLACK ANODIZE	1
⑧	RED GASKET 01, PSA	50-1328 REV 01	SB R10480 OR EQUIV	1
⑨	TEC, 12V, 15.4V MAX, 49W @ 5A MAX, 40x40x4.0mm	10-1010 REV 01	-	2
⑩	THERMAL GREASE, STARS 801	70-1101 REV 01	-	1
⑪	HOT SIDE HEATSINK	20-1753 REV 01	AL6063 / BLACK ANODIZE	1

DO NOT SCALE DRAWING		NAME:	DATE:	CUSTOMER DRAWING NUMBER:	 46177 VARN SPRING BLVD FREMONT CA 94539
UNLESS OTHERWISE SPECIFIED DIMENSIONS ARE IN MILLIMETRE TOLERANCES ARE:		DRAWN BY:	Mark.S	11/29/07	
1 PLACE .X	± 0.25	CHECKED BY:			NAME:
2 PLACE .XX	± 0.13	CHECKED BY:			Air to Air Cooler, 75W, 24V, 5.3A MAX
3 PLACE .XXX	± 0.08	CHECKED BY:			CUSTOMER DRAWING NUMBER:
ANGLES EXCEPT 90°	± 0.5°	APPR BY:			SCALE:
MAXIMUM SURFACE ROUGHNESS	6.3				CUS REV:
					COF REV:
					CUSTOMER PART NUMBER:
					11-1015
					CUSTOMER PART NUMBER:
					11-1015
					SHEET:
					2 OF 2
					DATE DRAWN:
					11/29/07

RoHS
 COMPLIANT
 2002/95/EC